



INTERVENTION/DISCIPLINE COMMITTEE MEETING

AGENDA

Radisson Hotel Fresno Conference Center
Mt. Whitney Room
1055 Van Ness Avenue
Fresno, CA 93721
(559) 233-6650

October 11, 2018

**THIS MEETING WILL IMMEDIATELY FOLLOW THE CONCLUSION OF THE
LEGISLATIVE COMMITTEE MEETING**

Thursday, October 11, 2018

9.0 Call to Order/Establishment of a Quorum/Approval of Minutes

9.0.1 Review and Vote on Whether to Approve Previous Meeting Minutes:

➤ August 16, 2018

9.1 Complaint Intake and Investigations Update

9.2 Discipline and Probation Program Update

9.3 Intervention Program Update

9.3.1 Intervention Evaluation Committee Member / New Appointment

9.4 Public Comment for Items Not on the Agenda

Note: The Committee may not discuss or take action on any matter raised during the Public Comment section that is not included on this agenda, except whether to decide to place the matter on the agenda of a future meeting. (Government Code, Sections 11125 and 11125.7(a)).

9.5 Adjournment

NOTICE:

All times are approximate and subject to change. Items may be taken out of order to maintain a quorum, accommodate a speaker, or for convenience. The meeting may be canceled without notice. For verification of the meeting, call (916) 574-7600 or access the Board's Web Site at <http://www.rn.ca.gov>. Action may be taken on any item listed on this agenda, including information only items.

Public comments will be taken on agenda items at the time the item is heard. Total time allocated for public comment may be limited.

The meeting is accessible to the physically disabled. A person who needs a disability-related accommodation or modification in order to participate in the meeting may make a request by contacting the Administration Unit at (916) 574-7600 or email webmasterbrn@dca.ca.gov or send a written request to the Board of Registered Nursing Office at 1747 North Market Blvd., Suite 150, Sacramento, CA 95834. (Hearing impaired: California Relay Service: TDD phone # (800) 326-2297. Providing your request at least five (5) business days before the meeting will help to ensure the availability of the requested accommodation.



INTERVENTION/DISCIPLINE COMMITTEE MINUTES

DATE: August 16, 2018

SITE: Millennium Biltmore Hotel
 South Galleria Biltmore Bowl
 506 South Grand Avenue
 Los Angeles, California 90071
 (213) 624-1011

MEMBERS PRESENT: Barbara Yaroslavsky – Chair
 Imelda Ceja-Butkiewicz
 Cindy Klein

STAFF PRESENT: Stacie Berumen, Assistant Executive Officer
 Shannon Silberling, Deputy Chief, Discipline, Probation & Diversion
 Joseph Pacheco, Deputy Chief, Complaints and Investigations

The Chair called the meeting to order at 1:45 p.m.

9.0 Review and Approve Minutes:

Approve/Not Approve: Minutes of March 15, 2018 and May 10, 2018

Motion: Imelda Ceja-Butkiewicz to approve the March and May 2018 minutes			
Second: Cindy Klein			
CK: Yes	BY: Yes	ICB: Yes	

9.1 Complaint Intake and Investigations Update

General Staffing Update

The Fiscal Year 2018-19 budget includes additional positions to address complaint and investigative processing timeframes. Recruitment has begun to add the following additional positions

- 1 Supervising Special Investigator (Central Unit)
- 3 Special Investigators (statewide)
- 1 Office Technician (Investigation Unit)
- 1 (LT) Office Technician (Expert Support)

With 22 Special Investigators, the BRN Investigation Unit will be expanding to three separate units; Northern, Central and Southern. The reorganization will be complete when the Central Unit SSI is hired in September.

Each of these positions will fill a critical complaint processing timeframe need, and result in faster, more efficient processing of complaints.

Complaint Intake Update:

Four Year Complaint Workload Analysis

The committee has requested an analysis of the BRN’s complaint workload over the past four years. The following chart illustrates the increased volume of enforcement cases received in the last four fiscal years.

	2014-15	2015-16	2016-17	2017-18	Increase since 2014-15
Public Complaints	3,302	2,991*	3,830	4,374	+ 32.0 %
Arrest/Conviction Complaints	1,061	1,412	1,429	1,456	+ 37.2 %
Applicants	2,318	2,970	3,769	3,903	+ 68.4 %
Total	6,681	7,373	9,028	9,733	+ 45.6 %

* Breeze procedures for these types of complaints were still in development.

Fiscal Year 2018 Complaint Intake Workload Volume, Year Ending 6/30/2018

Public Complaints Received	4,374
Licensee Arrest & Conviction Reports	1,456
Applicant Criminal Conviction Cases	3,903
Total Complaints Received (FY 17/18)	9,733

The Complaint Intake Unit workload experienced an all-time high volume of complaints in 2018.

Current Complaint Intake Workload, as of 6/30/2018

Complaint Intake Desk Investigations Pending (CORI and Public Complaints, not-including field investigations)	825
Desk Investigations Pending > 1 year	61
Cases Pending Expert Review	67

Applicant Desk Investigations Pending	503
Applicant Cases Pending > 1 year	4

Investigation Program Update:

Staffing

I would like to congratulate Lisa Lopez on her promotion to Supervising Special Investigator for the Northern Unit. Lisa is a founding member of the BRN Investigation Unit and has served as a BRN Special Investigator since 2011. Prior to that, Lisa was a Discipline Case Analyst at the BRN.

Lisa's Special Investigator position is vacant and a recruitment packet has been submitted to HR.

Program

To address aging cases and the appropriate triaging of incoming complaints, I have initiated weekly meetings with DOI to conduct a second level triage on all incoming patient care related complaints (practice cases). These meetings have been successful in ensuring CPEI guidelines are followed and is resulting in fewer cases being rejected.

Summary Statistics

Cumulative Investigation Referrals – Entire Fiscal Year 2018

	No. of Cases	Percent of all Referrals
Referred to DOI	519	40%
Referred to BRN Investigation Unit	775	60%

Cumulative Investigation Closures – Fiscal Year 2018

	No. of Completed Investigation Reports	Average Days to Complete Investigation	Average Cost Per Case
Division of Investigation Closures	476	288	\$7,150
BRN Investigation Unit Closures	822	243	\$2,433

DOI currently has 68 investigation cases over one year old. BRN Investigation unit has 12 cases over one year old.

Public Comment: None

9.2 Discipline and Probation Update

Probation Unit

The vacant probation monitor (Staff Services Analyst) position has been filled and the new hire is due to begin mid-August. There were four (4) additional probation monitor positions approved through the budget change proposal process effective July 1, 2018. Two (2) of the positions have been filled. The recruitment for the other two (2) positions closed on July 26, 2018. These positions should be filled by the end of August 2018.

The Board has resubmitted the update to the Disciplinary Guidelines which incorporate Uniform Standards, and they are currently at DCA pending the review. Once approved, Uniform Standards will require a more multifaceted monitoring for anyone that is deemed to meet the criteria for being chemically dependent. An analyst that is monitoring these cases, should have a reduced caseload due to the complexity of these cases. The current case load per monitor is 123 cases, which includes tolled probationers. With the additional 2 positions, our case average will be 97 per monitor. The average case load previously determined was 50 cases per monitor for substance abuse and 75 for all other cases.

The Enforcement Section recently hired a new nurse consultant who is now fully trained. She is reviewing cases and requests for approval of probation employment and modifications. This addition has decreased the time for determination on approval of employment significantly. Requests for employment approval had recently taken three weeks or more and they are now between 1.5-2 weeks.

Probation continues to consult and reassess our business processes and implement changes for efficiencies to facilitate more proactive monitoring of probation nurses.

Although probation is a disciplinary action and is often looked at as negative, many RNs who go through this process provide feedback regarding the program and how it has positively impacted their life. These are some recent comments received from probationers who have successfully completed the program:

“I am so grateful to you for your years of professionalism, guidance and support. When I started probation four years ago, I had lost everything. Today, I have more than I ever could have hoped for.”

“Thank you for everything, this has been a life changing experience – I appreciate your kindness throughout it. It has truly made me a better mom, better person! And of course, better nurse, I look forward to going out in the field again soon!”

Probation has teamed with SOLID to instruct the Probation Monitoring Module of DCA’s SOLID Enforcement Academy. The next course is scheduled for Thursday, August 30, 2018.

We recently conducted an audit of the reinstatements that were granted. The period was from March 2016 to current. We reviewed RNs that were placed on probation with conditions and the result was approximately 105 cases with the following outcomes:

Action	# of RN's	Explanation
Violations of probation	40	Violations typically begin occurring within the first six months. Violations include but are not limited to: working without approval, not participating with the Board’s drug screening program, positive drug screens (alcohol, meth, etc.)

Revocation	3	
Surrenders	8	
Found not safe to practice	2	Resulting from a mental/physical evaluation
Pending subsequent actions	6	
Total	59	
Percentage	56%	

Probation Information	FY 2014/2015	FY 2015/2016	FY 2016/2017	FY 2017/2018	Current FY
Active In-State Probationers	1,095	1,189	1,196	1,003	965
# of Chemical Dependency Probationers	707	785	787	580	552
Tolled Out of State Probationers	290	345	380	394	395
Pending Cases at AGO for further discipline of licensure	128	91	130	107	98
Total Probationers	1,385	1,534	1,576	1,397	1,360

Cite and Fine

We are currently fully staffed with 1 AGPA, 1 SSA and 1 OT.

We began issuing citations for the licensees that have been non-compliant with fingerprints. We anticipate this to be completed by the end of this calendar year. As of **08/03/2018**, we have issued **212** fingerprint citations. Of those, we have received full payment on **28** and held **124** appeal conferences and **2** Administrative Hearing Appeals.

Citation Information	FY 2015/16	FY 2016/17	FY 2017/2018
Citations Issued	542	366	770
Amount Ordered	\$299,638	\$266,428	\$519,133
Amount Received	\$253,974	\$202,614	\$391,233

Discipline Unit

We have one (1) analyst vacancy and this should be posted soon.

We have been transmitting FastTrack (Out of State Discipline and Convictions) and Petition cases as of July 20, 2017, to the Attorney General's Office, via the Cloud. We have been approved to roll this out to all AG offices across the state.

As of January 1, 2018, BRN is no longer processing Default Decisions and having DCA legal review for approval. The Attorney General's Office has taken this task back over, after 7 years. This will increase case aging and case cost, not to mention potentially increasing case time for all other cases being handled at the AGO.

Default Information	FY 2015/16	FY 2016/17	FY 2017/2018
Avg. Days from Default Decision Preparation to Board Vote	32	34	51

Cases Pending	As of 7/16/2018
Total cases at AG	1,423 (1159 RN's)
Pending Board Vote	98
Final Decision Processing	114
Pending hearing	118
Over 2 yrs. at AG	103
1-2 yrs. at AG	310

Board Final Decisions	FY 2015/16	FY 2016/17	FY 2017/2018
AG Referrals	1,395	1,198	1,282
Petitions to Revoke Probation	87	120	100
Pleading Served	1067	938	848
EO Signed Surrenders	255	254	218
Withdrawals of SOI	15	9	9
Decisions Adopted	1,641	1,282	1,141

Public Comment: None

Board of Registered Nursing
 Discipline Program
 Statistical Summary
 July 1, 2017 – June 30, 2018

License Type*	Case Outcome						
	Public Reapproval	Revoked, Stayed, Probation	Revoked, Stayed, Suspension, Probation	Surrender	Revocation	Voluntary Surrender	Total FY 17/18
Registered Nurse	170	255	3	175	237	43	883
Public Health Nurse	14	30		7	8	8	67
Psych/Mental Health						1	1
Nurse Practitioner	14	9	1	9	7	3	43
NP-Furnishing #	13	8	1	8	3	3	36
Nurse-Midwife	2			1			3
NM-Furnishing #	1			1			2
Nurse Anesthetist	3	3		2	2	1	11
Clinical Nurse Specialist	1	2		1	1		5

*Specialty certifications are a subset of the Registered Nurse license. When enforcement action is taken on an RN license, all advanced certifications a nurse holds are also included in the action. More than one enforcement action may be taken (thus counted here) against an RN during the time period.

Probation Program Statistics
July 1, 2018 - August 3, 2018

Probation Data	Numbers	% of Active
Male	292	30%
Female	673	70%
Chemical Dependency	552	57.2%
Required Drug-Screening	455	47.2%
Practice	274	28.4%
Mental Health	10	1.0%
Conviction - excluding chemical dependency/alcohol use	129	13.4%
Advanced Certificates	86	9%
Southern California	546	57%
Northern California	414	43%
Tolled Probationers	5	1%
Pending AG	98	10%
License Revoked Fiscal YTD	1	
License Surrendered Fiscal YTD	12	
Terminated Fiscal YTD	14	
Successfully Completed Fiscal YTD	26	
Active In-State Probationers	965	
Completed/Revoked/Terminated/Surrendered YTD	53	
Tolled Probationers	395	
Active and Tolled Probationers	1,360	

9.3 Presentation regarding efficiency in prosecution of license discipline cases for the Board of Registered Nursing, to include a brief description of the administrative process, the Attorney General's annual report published on January 1, 2018, concerning prosecution of the Board's accusation cases in the previous fiscal year, and discussion related to these topics.

The committee is interested in keeping open communication with the Board's colleagues involved in meeting the Board's mandate to protect the public. As such, the committee would like regular updates from the Division of Investigation, Attorney General's Office, and others.

Public Comment: Charlotte Moore

9.4 Intervention Program Update and Statistics

Staffing

The intervention unit is fully staffed.

Program Update

The Intervention program is currently in the process of preparing for the 2018, Intervention Liaison Committee meeting (ILC). The ILC meeting is held annually to maintain the continuity and integrity of the program in addition to providing a forum to vote on pertinent policy proposals that support the enhancement of the Intervention Program. The Intervention Discipline Committee (IDC) Chairperson, Executive Officer, Assistant Executive Officer, the Chief of Enforcement, Intervention Staff, and the IEC Member Chairs are invited to attend. This year's meeting will be held in Northern California on September 5, 2018.

In addition to the ILC meeting, the Intervention program staff are also preparing for the Nurse Support Group Facilitator's Forum. This Forum is conducted to develop greater communication between the facilitators, Board staff and MAXIMUS, the Intervention programs contractor. There will be discussion regarding the facilitator's role and responsibilities as outlined in the Intervention program contract, guidelines and policies. This year's meeting will be held in Northern California on September 6, 2018.

Intervention Evaluation Committees (IEC)

There are currently four physician member vacancies. One in Oakland (IEC 13), San Jose (IEC 7), Los Angeles (IEC 3) and one in Fresno (IEC 5). There are four public member vacancies. One in San Jose (IEC 7), Orange County (IEC 4), Fairfield (IEC 11) and one in Fairfield (IEC 13). There are three RN member vacancies. One in Culver City (IEC 3), Burbank (IEC 8) and one in Oakland (IEC 13).

Statistics – Intervention

The Statistical Summary Report is attached. As of June 30, 2018, there have been 2,304 successful completions.

Public Comment: None

CA BRN Intervention Program Statistics
(FY2017/18)

Board Referral Activity												
Type	Jul	Aug	Sep	Oct	Nov	Dec	Jan	Feb	Mar	Apr	May	Jun
Complaints sent to Intervention	80	125	80	85	93	98	81	83	70	59	68	73
Program offer letters mailed	48	117	56	77	45	76	101	66	69	52	60	48
RNs calling BRN about program (respond to offer letter)					44	25	38	40	46	27	28	26
RNs calling BRN about program (no program offer letter)					3	1	0	0	3	3	1	3
Others calling BRN about program (employer referrals, coworkers)					4	0	5	3	8	2	3	8

Participant Population												
Type	Jul	Aug	Sep	Oct	Nov	Dec	Jan	Feb	Mar	Apr	May	Jun
Participants at Beginning of Month	381	374	371	373	360	357	353	354	340	340	346	342
Intakes	10	7	9	6	12	4	15	6	11	13	7	9
Closures	-17	-10	-7	-19	-15	-8	-14	-20	-11	-7	-11	-8
Participants at End of the Month	374	371	373	360	357	353	354	340	340	346	342	343

Intake Demographics - Referrals													
Type	Jul	Aug	Sep	Oct	Nov	Dec	Jan	Feb	Mar	Apr	May	Jun	PTD (6/30/18)
Board	7	6	9	6	8	2	11	4	8	11	5	6	4008
Self	3	1	0	0	4	2	4	2	3	2	2	3	1397
Total	10	7	9	6	12	4	15	6	11	13	7	9	5405

Intake Demographics - Presenting Problem													
Type	Jul	Aug	Sep	Oct	Nov	Dec	Jan	Feb	Mar	Apr	May	Jun	PTD (6/30/18)
SUD	8	2	5	5	9	4	8	5	9	11	5	9	3408
MI	1	0	1	0	0	0	0	0	1	0	0	0	177
Dual	1	5	3	1	3	0	6	1	1	2	2	0	1734
Undetermined	0	0	0	0	0	0	1	0	0	0	0	0	86
Total	10	7	9	6	12	4	15	6	11	13	7	9	5405

Intake Demographics - Drug of Choice													
Type	Jul	Aug	Sep	Oct	Nov	Dec	Jan	Feb	Mar	Apr	May	Jun	YTD (6/30/18)
Alcohol (Beer, Wine, Hard Liquor)	3	3	3	4	4	1	7	2	6	4	4	6	47
Opioids (Oxycodone, Morphine, Fentanyl, Heroin, etc.)	4	2	2	1	4	3	6	4	3	5	3	2	39
Depressant (Xanax, Valium, Ambien, etc.)	2	0	2	0	0	0	0	0	0	1	0	0	5
Stimulant (Adderall, Cocaine, Methamphetamine, etc.)	0	1	0	0	0	0	0	0	1	0	0	0	2
Cannabinoids	0	1	1	0	0	0	0	0	0	0	0	1	3
Other (Hallucinogens, Inhalants, etc.)	0	0	0	0	2	0	0	0	0	0	0	0	2
None/Denies DOC	1	0	1	1	2	0	2	0	1	3	0	0	11
Totals	10	7	9	6	12	4	15	6	11	13	7	9	109

CA BRN Intervention Program Statistics
(FY2017/18)

Case Closures													
Type	Jul	Aug	Sep	Oct	Nov	Dec	Jan	Feb	Mar	Apr	May	Jun	PTD (6/30/18)
Applicant: Clinically Inappropriate	0	0	0	0	0	0	0	0	0	0	0	0	31
Applicant: No Longer Eligible	0	0	0	0	0	0	0	0	0	0	0	0	13
Applicant: Not Accepted by DEC	0	1	0	0	0	0	0	0	0	0	0	0	62
Applicant: Public Risk	0	0	0	0	1	0	0	0	2	0	0	0	101
Applicant: Sent to Board - Pre DEC	0	0	0	0	0	0	0	0	0	0	0	0	2
Applicant: Withdrawn - Pre DEC	2	2	1	1	1	0	2	0	0	1	1	2	562
Applicant: Withdrawn - Due to Program Cost	1	0	0	0	0	0	0	1	0	0	1	0	8
Completed	13	7	5	15	11	6	11	14	9	5	7	4	2304
Clinically Inappropriate - Post DEC	0	0	1	1	1	0	0	0	0	0	0	0	6
No Longer Eligible - Post DEC	0	0	0	0	0	0	0	0	0	0	0	0	7
Withdrawn - Failure to Sign Contract	0	0	0	0	0	0	0	0	0	0	0	0	1
Withdrawn - Post DEC	0	0	0	0	0	0	0	0	0	1	1	0	344
Withdrawn - Due to Program Cost Post Dec	0	0	0	0	0	0	0	1	0	0	0	1	4
Terminated - Deceased	0	0	0	0	0	0	0	0	0	0	0	0	41
Terminated - Failure to Receive Benefit	0	0	0	0	0	1	0	0	0	0	0	0	126
Terminated - Moved	0	0	0	0	0	0	0	0	0	0	0	0	52
Terminated - Non Compliant	0	0	0	2	0	0	0	1	0	0	0	1	989
Terminated - Public Risk	1	0	0	0	1	1	1	3	0	0	1	0	283
Totals	17	10	7	19	15	8	14	20	11	7	11	8	4936

Intake Demographics - Gender													
Type	Jul	Aug	Sep	Oct	Nov	Dec	Jan	Feb	Mar	Apr	May	Jun	PTD (6/30/18)
Female	9	5	9	5	11	4	14	4	7	9	5	5	4223
Male	1	2	0	1	1	0	1	2	4	4	2	4	1155
Unknown	0	0	0	0	0	0	0	0	0	0	0	0	27
Totals	10	7	9	6	12	4	15	6	11	13	7	9	5405

Intake Demographics - Age													
Category	Jul	Aug	Sep	Oct	Nov	Dec	Jan	Feb	Mar	Apr	May	Jun	PTD (6/30/18)
20-24	0	0	0	0	0	0	0	0	0	0	0	0	35
25-29	2	2	1	1	1	0	1	0	0	1	1	0	439
30-34	1	0	1	0	1	2	3	2	0	2	0	2	902
35-39	2	1	1	2	3	0	2	2	2	3	2	1	1126
40-44	0	2	1	2	4	0	4	1	2	2	1	2	1106
45-49	3	2	1	1	1	0	3	1	0	2	1	1	872
50-54	1	0	0	0	1	2	2	0	3	2	1	1	556
55-59	1	0	4	0	1	0	0	0	3	0	1	1	260
60-64	0	0	0	0	0	0	0	0	1	1	0	0	81
65+	0	0	0	0	0	0	0	0	0	0	0	0	13
DOB Error/Not Entered	0	0	0	0	0	0	0	0	0	0	0	1	15
Totals	10	7	9	6	12	4	15	6	11	13	7	9	5405

CA BRN Intervention Program Statistics
(FY2017/18)

Intake Demographics - Ethnicity													
Type	Jul	Aug	Sep	Oct	Nov	Dec	Jan	Feb	Mar	Apr	May	Jun	PTD (6/30/18)
American Indian/Alaska Native	1	0	0	0	0	0	0	0	0	1	0	0	41
Asian/Asian Indian	1	1	1	0	1	0	3	1	0	1	0	0	137
African American	1	0	0	0	2	0	0	0	0	0	1	2	177
Hispanic	1	1	2	2	2	0	2	1	3	2	1	1	252
Native Hawaiian/Pacific Islander	0	0	0	0	0	0	1	0	0	0	0	0	32
Caucasian	6	3	5	2	5	4	8	4	5	8	5	4	4384
Other	0	0	0	1	1	0	1	0	1	0	0	1	89
Not Reported	0	2	1	1	1	0	0	0	2	1	0	1	293
Totals	10	7	9	6	12	4	15	6	11	13	7	9	5405

Intake Demographics - Worksite													
Worksite	Jul	Aug	Sep	Oct	Nov	Dec	Jan	Feb	Mar	Apr	May	Jun	PTD (6/30/18)
Case Management	1	0	0	0	0	0	0	0	0	0	0	0	7
Clinic	2	0	0	0	0	0	2	0	1	1	0	0	130
Clinical - Public, non-profit	0	0	0	0	0	0	0	0	2	0	0	1	6
Corporation	0	0	0	0	0	0	0	0	0	0	0	0	10
Doctor's Office	0	0	0	0	0	0	0	0	0	0	0	0	46
Government Agency	0	0	0	0	0	0	0	0	0	0	0	0	8
Group Practice - profit	0	0	0	0	0	0	0	0	0	0	0	0	16
Health Maintenance Organization	0	0	0	1	0	0	0	0	0	0	0	0	9
HMO	0	0	0	0	1	0	0	0	0	0	0	0	2
Home Health Care	0	1	0	0	1	1	2	0	1	3	1	1	33
Hospital	7	5	9	5	8	3	9	6	6	8	5	6	2767
Inpatient Pharmacy	0	0	0	0	0	0	0	0	0	0	1	0	1
Not Working in Nursing	0	0	0	0	1	0	1	0	1	0	0	0	7
Nursing Home	0	0	0	0	0	0	0	0	0	0	0	1	11
Other	0	1	0	0	1	0	1	0	0	0	0	0	255
Prison/Jail	0	0	0	0	0	0	0	0	0	0	0	0	14
Private Practice	0	0	0	0	0	0	0	0	0	0	0	0	9
Registry	0	0	0	0	0	0	0	0	0	1	0	0	184
Retail	0	0	0	0	0	0	0	0	0	0	0	0	1
School of Nursing	0	0	0	0	0	0	0	0	0	0	0	0	9
Telephone Advice	0	0	0	0	0	0	0	0	0	0	0	0	2
Temporary Service	0	0	0	0	0	0	0	0	0	0	0	0	4
Undetermined	0	0	0	0	0	0	0	0	0	0	0	0	567
Unemployed	0	0	0	0	0	0	0	0	0	0	0	0	1307
Totals	10	7	9	6	12	4	15	6	11	13	7	9	5405

CA BRN Intervention Program Statistics
(FY2017/18)

Intake Demographics - Specialty													
Specialty	Jul	Aug	Sep	Oct	Nov	Dec	Jan	Feb	Mar	Apr	May	Jun	PTD (6/30/18)
Chemical Dependency	0	0	0	0	0	0	0	0	0	0	0	0	9
Critical Care	0	0	1	1	1	1	3	2	0	4	1	1	945
Dental Public Health	0	0	0	0	0	0	0	0	0	0	0	0	1
Doctor's Office	0	0	0	0	0	0	0	0	1	0	0	0	28
Emergency Department	0	0	1	1	1	1	0	0	2	2	0	1	623
Gerontology	0	0	0	0	0	0	0	0	0	0	1	0	29
Home Care	0	1	0	0	1	1	2	0	1	2	0	1	113
Hospital	1	1	1	2	4	1	1	1	1	2	0	0	371
Insurance	0	0	0	0	0	0	0	0	0	0	0	0	5
Medical Surgical	2	1	1	0	2	0	1	2	3	1	3	2	1023
None	0	0	0	0	0	0	1	0	0	0	0	0	75
Nurse Anesthesia	0	0	0	0	0	0	0	0	0	0	0	1	57
Nurse Midwife	0	0	0	0	0	0	0	0	0	0	0	0	7
Nurse Practitioner	0	0	1	0	0	0	1	0	0	0	0	0	110
Nursing Home	0	0	0	0	0	0	0	0	0	0	0	1	17
Obstetrics/Gynecology	0	0	3	0	1	0	2	1	0	0	0	0	300
Oncology	0	0	1	0	1	0	2	0	0	0	0	0	169
Operating Room	1	2	0	0	0	0	0	0	1	0	1	2	187
Other/Other Specialty	6	0	0	1	1	0	2	0	1	2	0	0	522
Pediatrics	0	1	0	0	0	0	0	0	1	0	0	0	144
Psychiatry	0	0	0	0	0	0	0	0	0	0	0	0	149
Recovery Room	0	1	0	1	0	0	0	0	0	0	1	0	108
Undetermined	0	0	0	0	0	0	0	0	0	0	0	0	413
Totals	10	7	9	6	12	4	15	6	11	13	7	9	5405

Intake Demographics - Counties													
County	Jul	Aug	Sep	Oct	Nov	Dec	Jan	Feb	Mar	Apr	May	Jun	PTD (6/30/18)
Alameda	0	0								1			165
Alpine	0	0								1			2
Amador	0	0											3
Butte	0	0		1									64
Calaveras	0	0											8
Colusa	0	0											5
Contra Costa	0	0				1	1	1				1	209
Del Norte	0	0											6
El Dorado	0	0											47
Fresno	0	0	1	1									139
Glenn	0	0											2
Horry	0	0											1
Humboldt	0	0											54
Imperial	0	0								1			13
Inyo	0	0											2
Jackson	0	0											1
Kern	0	0	2						1				113
Kings	0	0											16

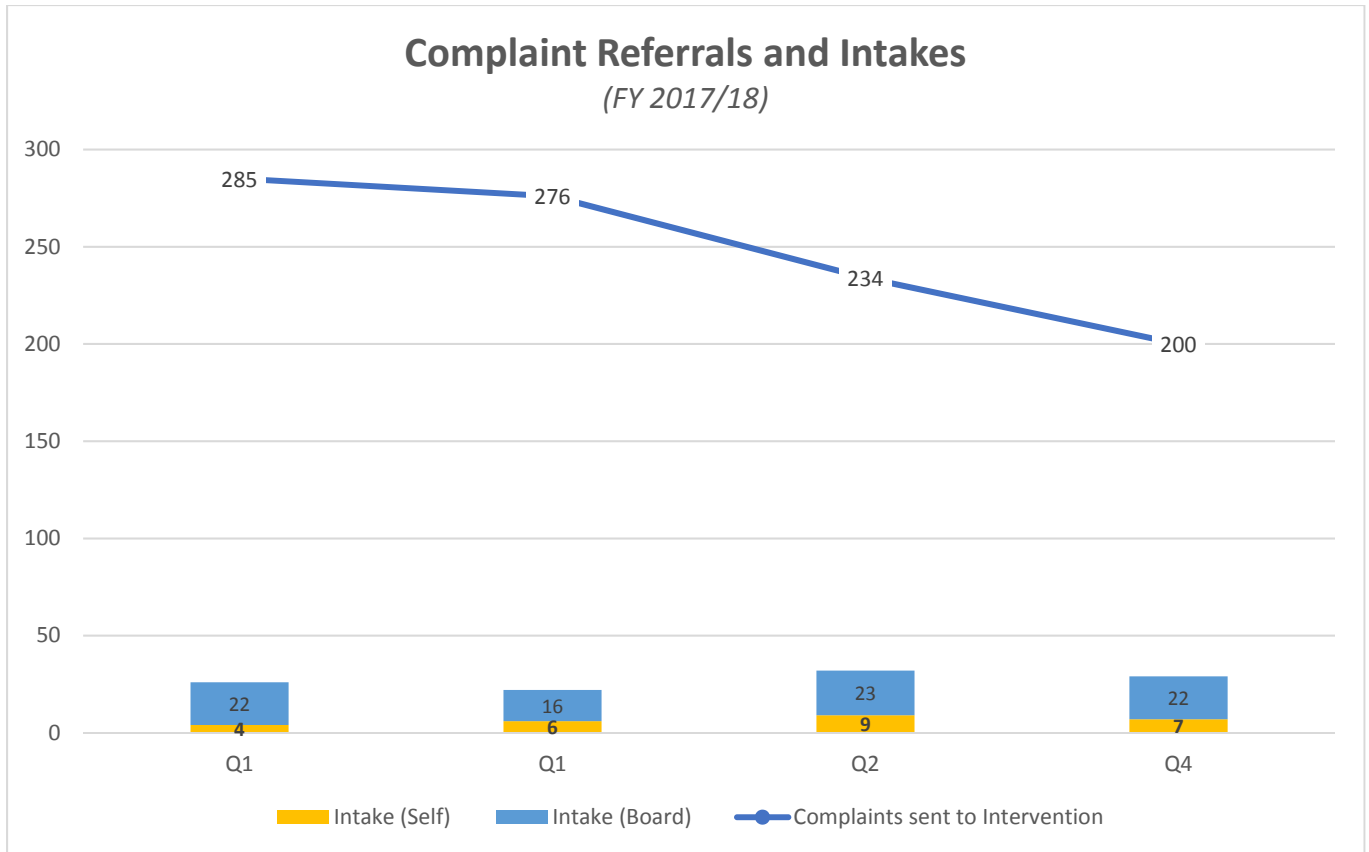
CA BRN Intervention Program Statistics
(FY2017/18)

County	Jul	Aug	Sep	Oct	Nov	Dec	Jan	Feb	Mar	Apr	May	Jun	PTD (6/30/18)
Lake	0	0				1							15
Lassen	0	0											4
Los Angeles	3	3	3	2	2		2		3	5	1	1	1053
Madera	1	0											16
Marin	0	0			1		1						94
Mariposa	0	0											3
Mendocino	2	0											16
Merced	0	0											22
Modoc	0	0											1
Mono	0	0											8
Monterey	0	1											81
Napa	0	0											34
Nevada	0	0											26
None	0	0					1						3
Orange	0	0			1		1		2	1		2	362
Placer	0	0				1	2		1				79
Plumas	0	0											4
Riverside	0	0	1	1	3		2				1	1	277
Sacramento	1	0	1					1		1	1		262
San Benito	0	0											6
San Bernardino	0	0		1	1			1				1	294
San Diego	1	2				1	1			1		1	476
San Francisco	1	0							1				161
San Joaquin	0	0									1		92
San Luis Obispo	0	0					1				1		82
San Mateo	0	0					1	1					86
Santa Barbara	0	0											58
Santa Clara	0	0			1			1				1	181
Santa Cruz	0	0								1	1		87
Shasta	1	0	1							1			61
Siskiyou	0	0											12
Solano	0	0			1		1						77
Sonoma	0	0			1					1		1	130
Stanislaus	0	0						1		1			89
Sutter	0	0							1				13
Tehama	0	0											9
Trinity	0	0											1
Tulare	0	1					1						67
Tuolumne	0	0							1				18
Ventura	0	0											160
Yolo	0	0											26
Yuba	0	0											9

CA BRN Intervention Program Statistics
(FY2017/18)

County	Jul	Aug	Sep	Oct	Nov	Dec	Jan	Feb	Mar	Apr	May	Jun	PTD (6/30/18)
Totals	10	7	9	6	12	4	15	6	11	13	7	9	5405

CA BRN Intervention Program Statistics FY 2017/18

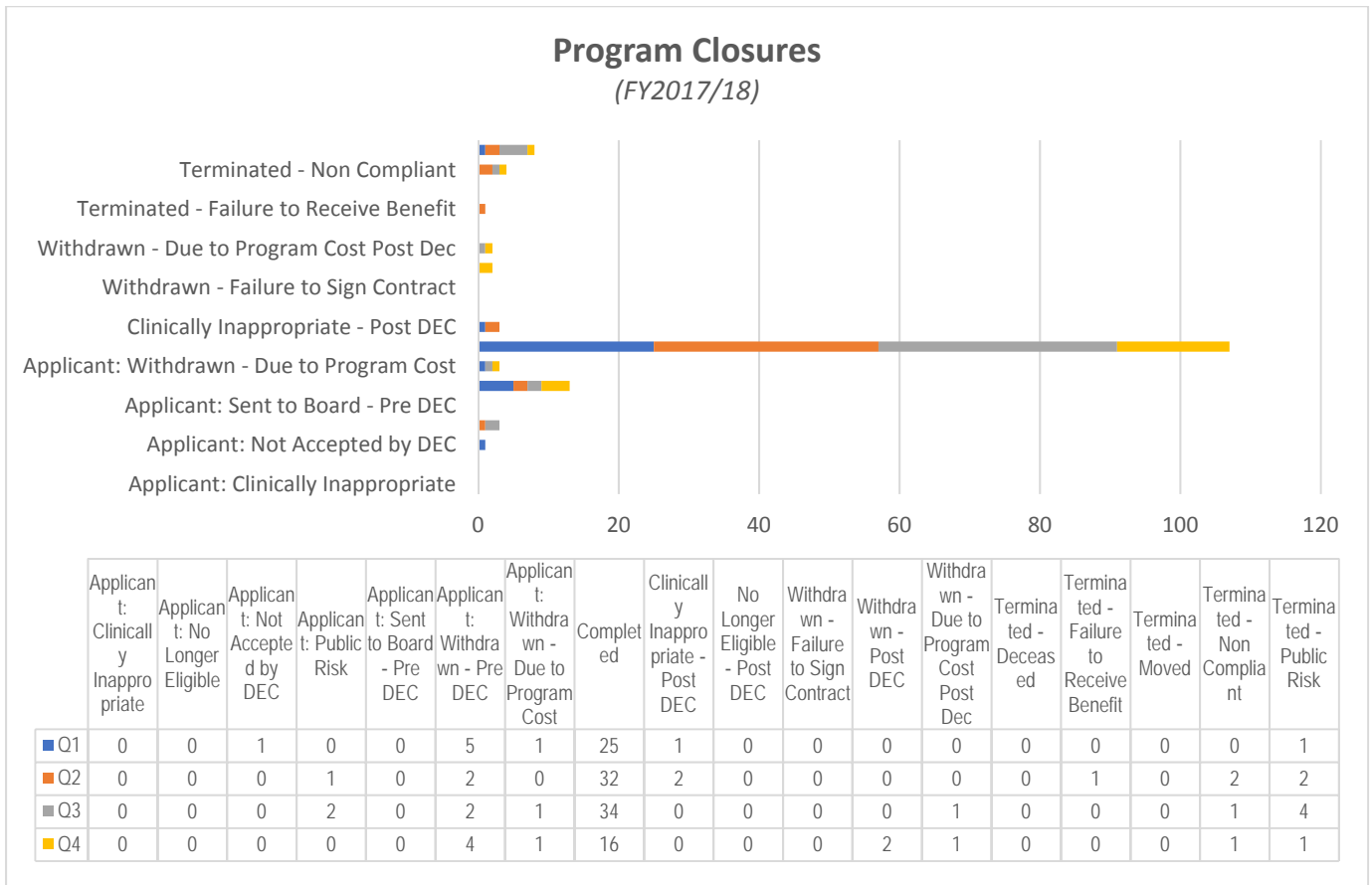


Board Referral Outreach Activity

Type	Jul	Aug	Sep	Oct	Nov	Dec	Jan	Feb	Mar	Apr	May	Jun
Complaints referred	80	125	80	85	93	98	81	83	70	59	68	73
Program offers sent	48	117	56	77	45	76	101	66	69	52	60	48
RNs calling BRN (rec'd program offer)					44	25	38	40	46	27	28	26
RNs calling BRN (potential self-refer)					3	1	0	0	3	3	1	3
Others calling BRN (coworkers)					4	0	5	3	8	2	3	8

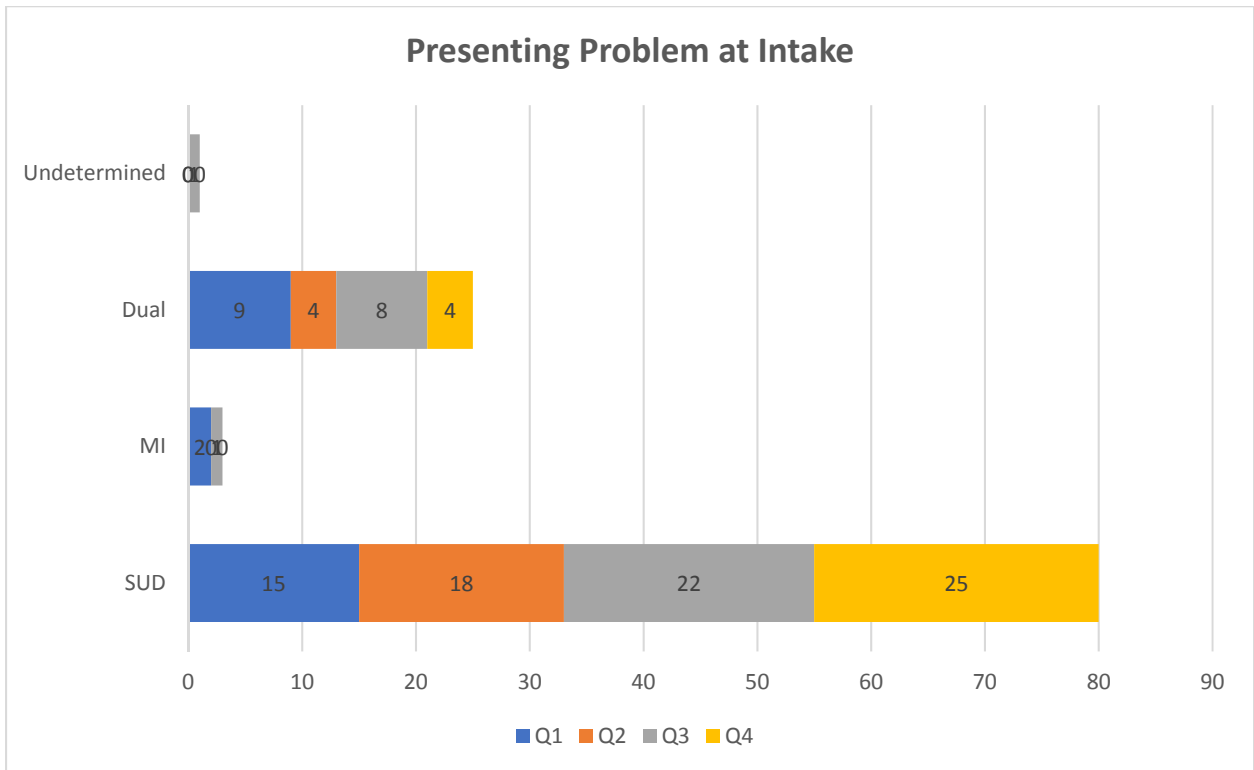
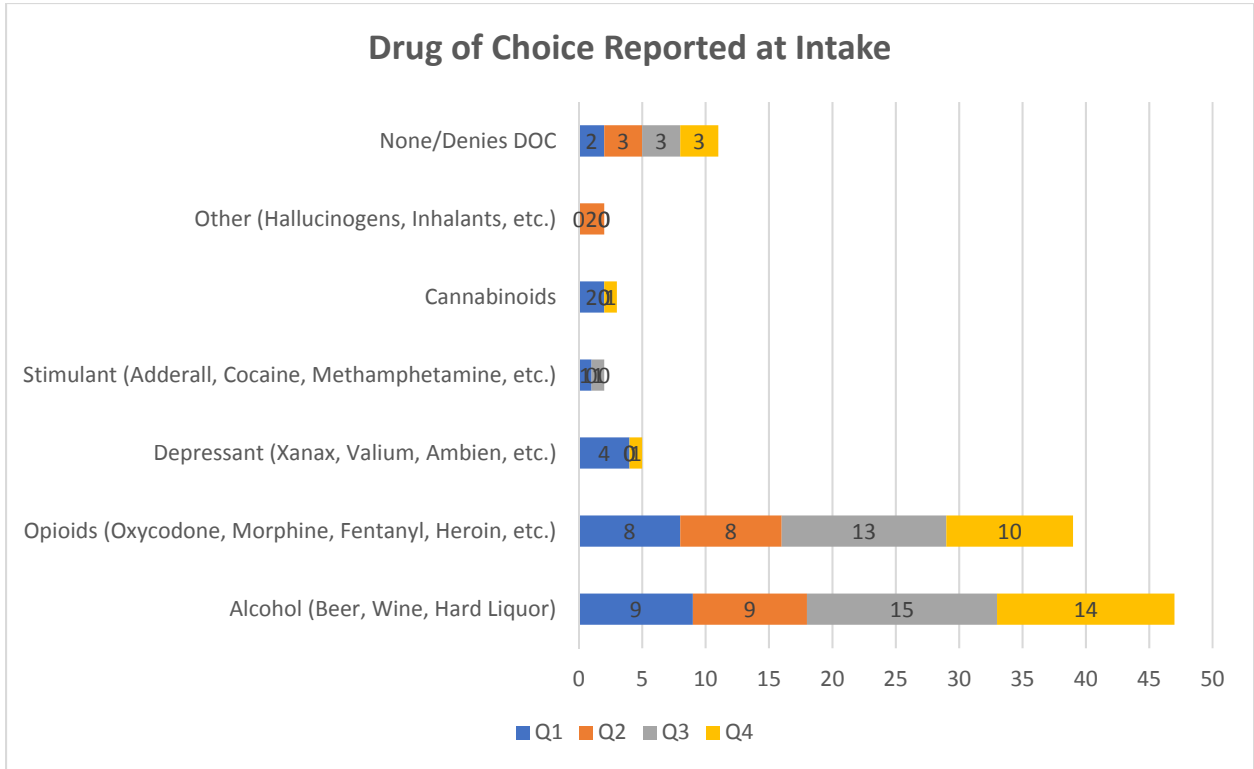
CA BRN Intervention Program Statistics FY 2017/18

Participant Population				
Type	Q1	Q2	Q3	Q4
Participants at Beginning of Quarter	381	373	353	340
Intakes	26	22	32	29
Closures	34	42	45	26
Participants at End of Quarter	373	353	340	343

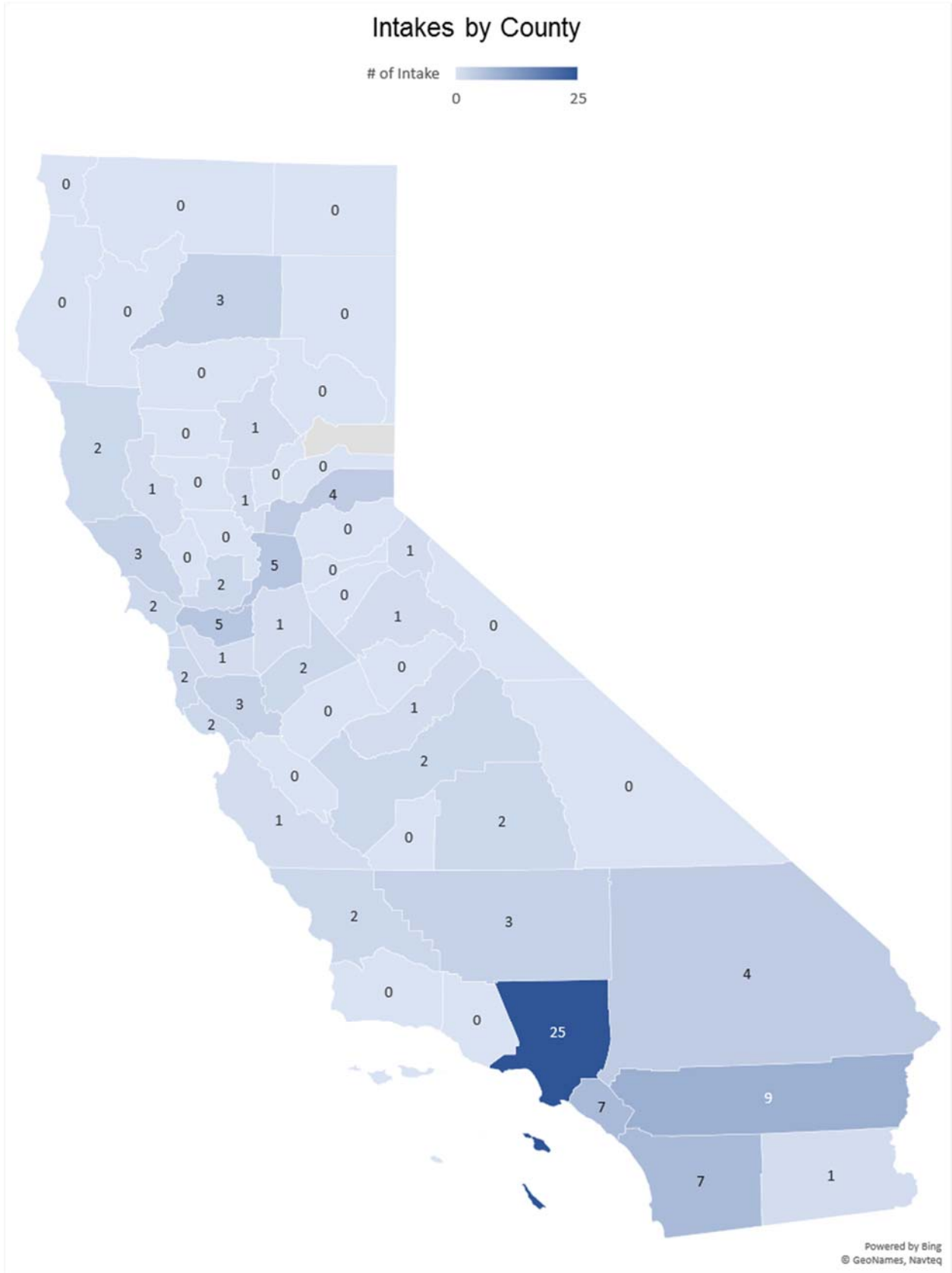


CA BRN Intervention Program Statistics

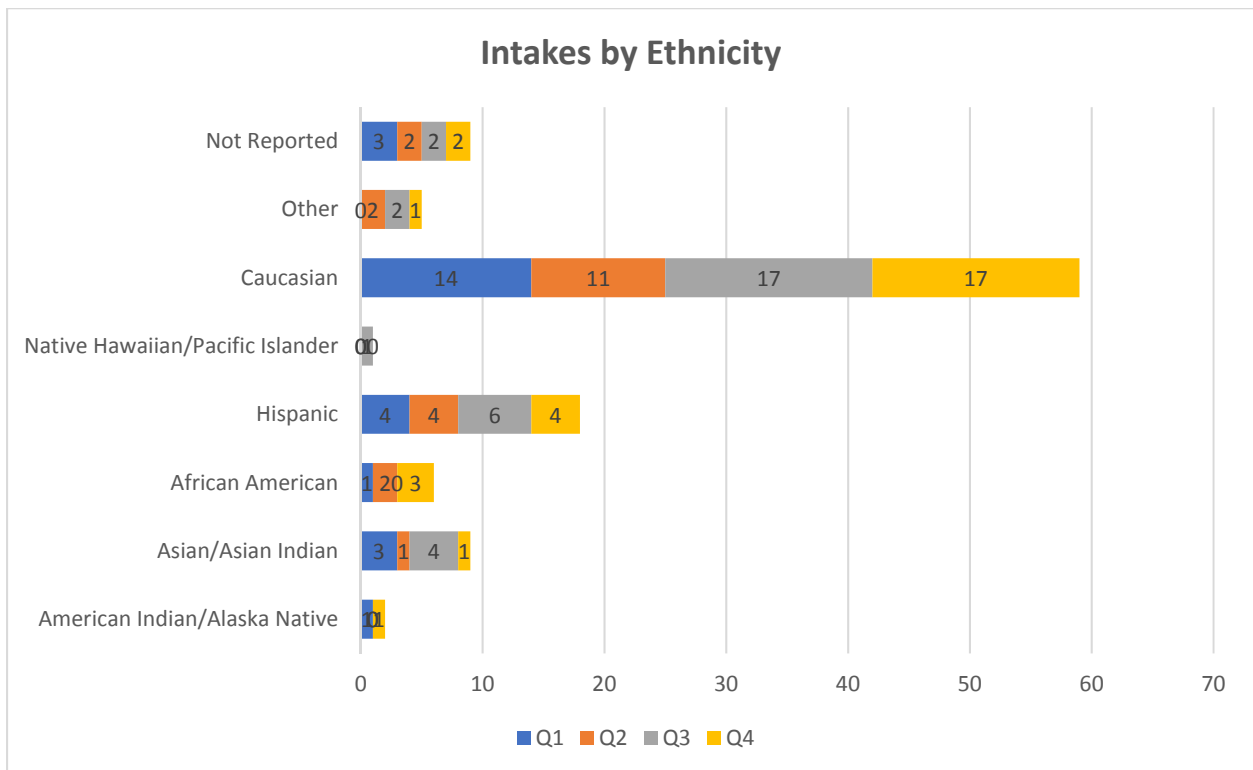
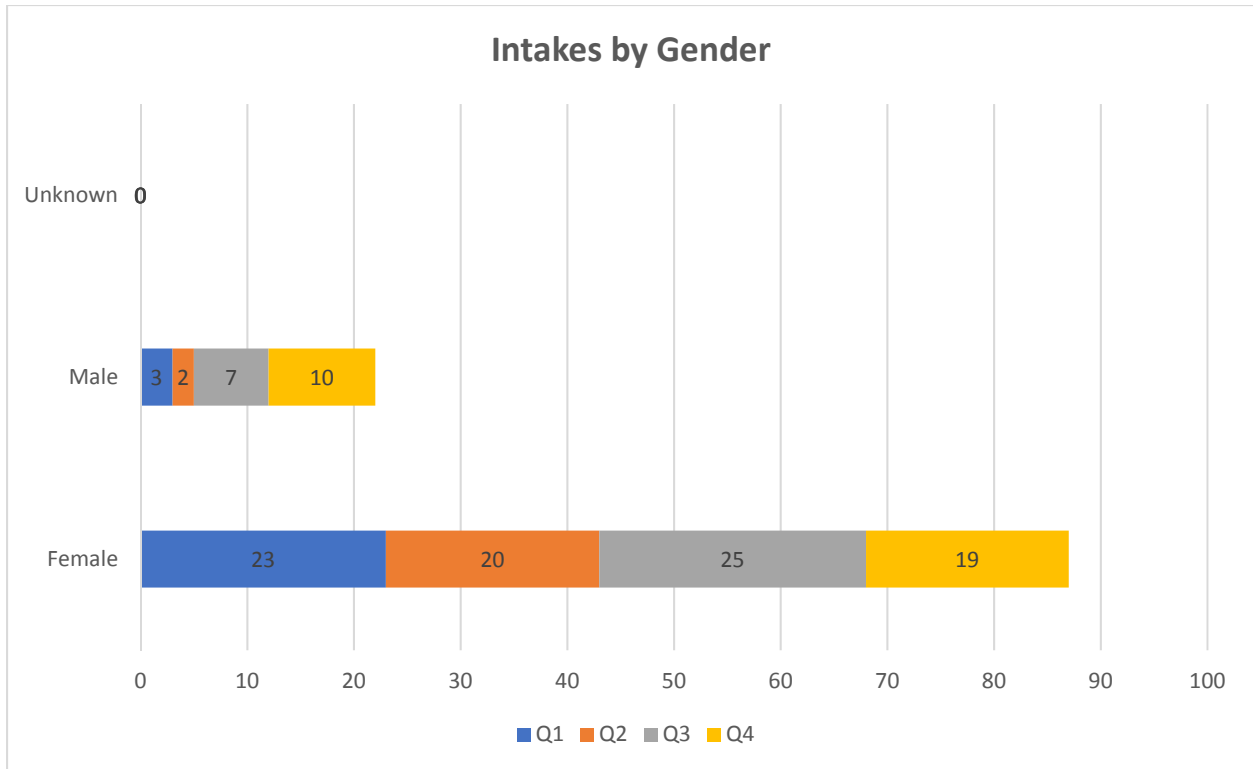
FY 2017/18



CA BRN Intervention Program Statistics FY 2017/18

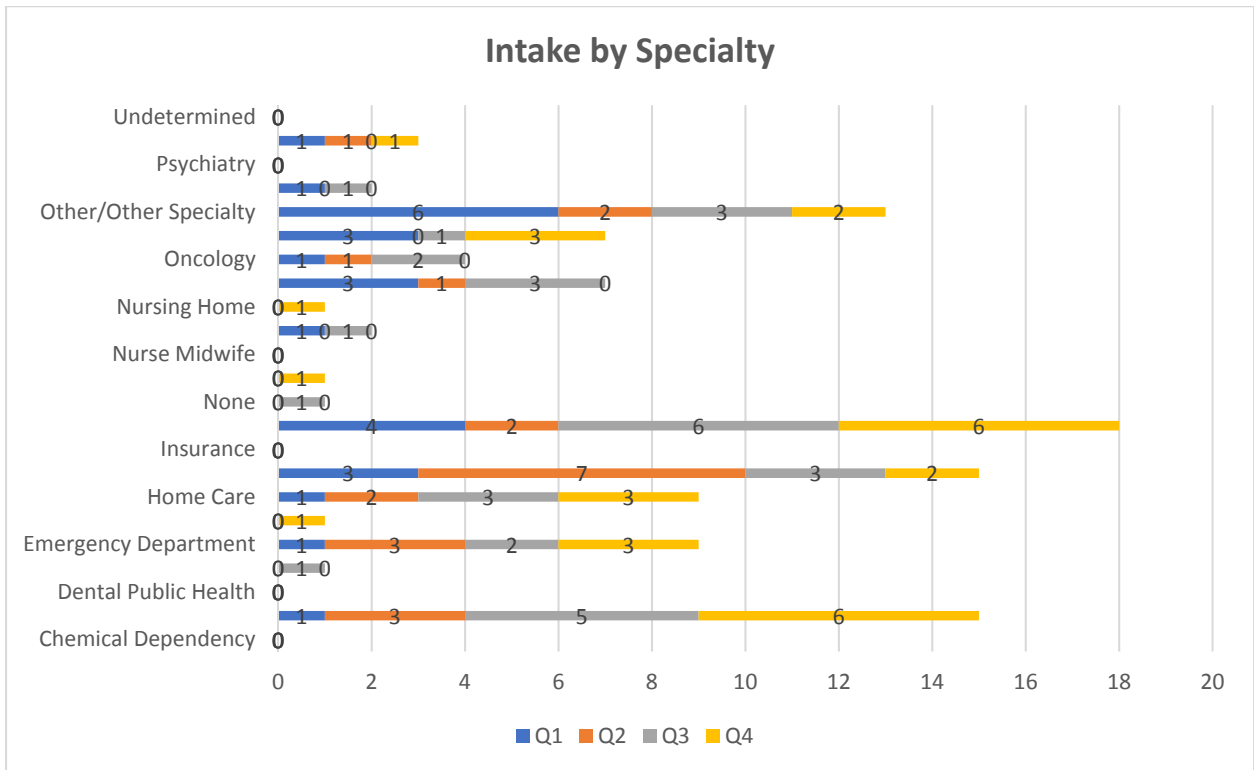
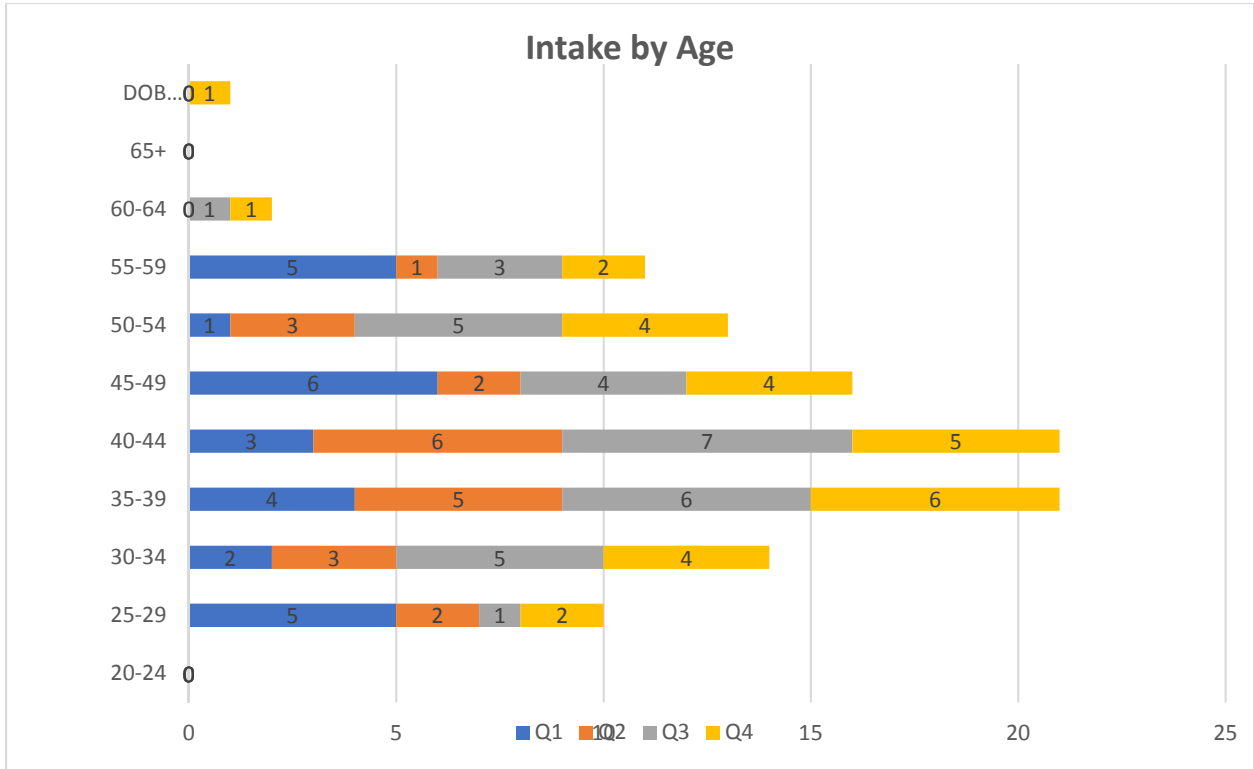


CA BRN Intervention Program Statistics FY 2017/18



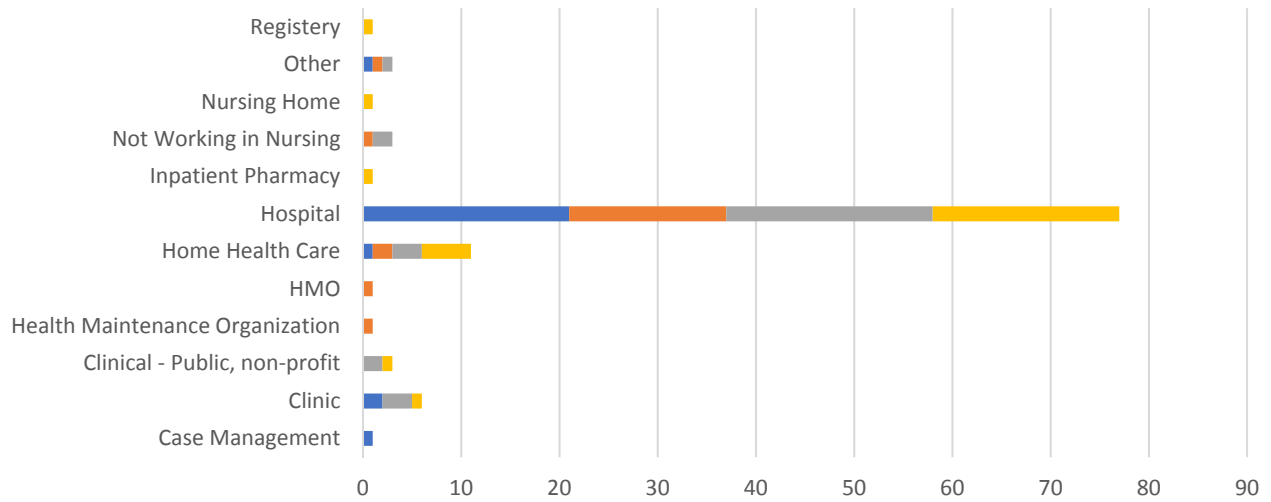
CA BRN Intervention Program Statistics

FY 2017/18



CA BRN Intervention Program Statistics FY 2017/18

CA BRN Intervention Program Intakes by Worksite (FY2017/18)



	Case Management	Clinic	Clinical - Public, non-profit	Health Maintenance Organization	HMO	Home Health Care	Hospital	Inpatient Pharmacy	Not Working in Nursing	Nursing Home	Other	Registry
■ Q1	1	2	0	0	0	1	21	0	0	0	1	0
■ Q2	0	0	0	1	1	2	16	0	1	0	1	0
■ Q3	0	3	2	0	0	3	21	0	2	0	1	0
■ Q4	0	1	1	0	0	5	19	1	0	1	0	1

9.4.1 Intervention Evaluation Committee Members/New Appointments

BACKGROUND:

In accordance with B & P Code Section 2770.2, the Board of Registered Nursing is responsible for appointing persons to serve on the Intervention Evaluation Committees. Each Committee for the Intervention Program is composed of three registered nurses, a physician and a public member with expertise in substance use disorders and/or mental health.

APPOINTMENTS

Below is the name of the candidate who is being recommended for appointment to the Intervention Evaluation Committee (IEC). Ms. Stanford’s application and résumé is attached. If approved, her term will expire June 30, 2022.

<u>NAME</u>	<u>TITLE</u>	<u>IEC</u>	<u>NO</u>
Carol Stanford	Public Member	Oakland	13

Motion: Imelda Ceja-Butkiewicz to Recommends Approval of Appointment to the Board			
Second: Cindy Klein			
CK: Yes	BY: Yes	ICB: Yes	

Public Comment: None

9.5 Public Comment for Items Not on the Agenda

None

The Chair adjourned the committee meeting at approximately 3:44 p.m.

Approved: _____

BOARD OF REGISTERED NURSING
Intervention/Discipline Committee
Agenda Item Summary

AGENDA ITEM: 9.1
DATE: October 11, 2018

ACTION REQUESTED: Complaint Intake and Investigations Update

REQUESTED BY: Barbara Yaroslavsky, Chairperson

COMPLAINT INTAKE UPDATE:

TEAM UPDATE

On August 3, 2018, all Complaint Intake staff including the Deputy Chief participated in the DCA SOLID “True Colors” training workshop. This ½ day training workshop focused on teambuilding and strengthening communication skills. The event was a success, and post-course feedback was very positive from all staff.

Complaint Intake Manager, Sonya Wilson, has been tapped by DCA SOLID to develop updated Enforcement Academy training curriculum for SOLID’s Complaint Intake training module. Sonya will participate in this workgroup over the next few months and become one of the updated course presenters next winter.

STAFFING

The Complaint Intake Unit currently has two open positions;

- Office Technician – This is a FY 2019 expansion position designated to assist Expert Practice referral and file room workload.
- Staff Services Analyst – Desk Investigation position to fill behind a staff promotion to another healing arts board.
- The recruitment periods for both positions close in early October and the positions are scheduled to be filled by early November.

In addition to the vacancies above, Complaint Intake has one Office Technician and one Staff Services Analyst out on extended leave. Workload responsibilities have been shifted where feasible. Thanks to staff volunteers working Compensated Time Off Overtime, our backlog has been minimal.

FISCAL YEAR 2019 WORKLOAD STATISTICS, AS OF 09/18/2018

Public Complaints Received	639
Licensee Arrest & Conviction Reports	249
Applicant Conviction & Discipline Reports	688
Total Complaints Received (FY 18/19)	1,576
Average New Complaints per Work Day (7/1/18 – 9/18/18)	28
Average Calendar Days For C/I to Start Processing New Complaints	3

CURRENT COMPLAINT INTAKE WORKLOAD, AS OF 09/18/2018

Complaint Intake Desk Investigations Pending (All open complaints, except Applicant and Field Investigations)	750
Desk Investigations Pending > 1 year	75
Applicant Open Cases	426
Applicant Cases Pending > 1 year	5
Cases Pending Expert Review	57

INVESTIGATION PROGRAM UPDATE:

GENERAL UPDATE

I am continuing weekly meetings with DOI to address mutual workload issues and to resolve CPEI categorization on patient care related complaints. The meetings have resulted in more efficient case movement between BRN and DOI.

SUMMARY STATISTICS

Cumulative Investigation Referrals – Fiscal Year 2019

	No. of Cases	Percent of all Referrals
Referred to DOI	83	32%
Referred to BRN Investigation Unit	177	68%

Cumulative Investigation Closures – Fiscal Year 2019

	No. of Completed Investigation Reports	Average Days to Complete Investigation	Average Cost Per Case
Division of Investigation Closures	110	330	\$7,400
BRN Investigation Unit Closures	168	194	\$2,461

As of September 27, 2018, DOI currently has 59 investigation cases over one year old. BRN Investigation Unit has 35 cases over one year old.

STAFFING – BRN INVESTIGATION UNIT

The BRN Investigation Unit extended offers of employment for three new Special Investigators. These new staff all start(ed) October 1. The Investigation Unit has two additional open positions;

- Supervising Special Investigator, Central Unit – The recruitment period for this FY 2019 expansion position has been extended through early October. This new supervisor start date will be in November.
- Special Investigator, Central Unit – The recruitment period for this FY 2019 expansion position has closed. Interviews will be conducted in mid-October with a target hire date in November.

COMMITTEE REQUESTED STATISTICS

At the request of this committee, Board staff have reviewed all citations and formal disciplinary actions issued during the past three fiscal years, July 2015 through June 2018. The following tables and charts include summary information in response to this committee’s information requests.

For licenses with multiple actions during the review period, the highest level of action is reported. Therefore, these numbers do not represent the total number of disciplinary actions issued by the Board. These charts do represent the total number of licensees with disciplinary actions during the three-year reporting period.

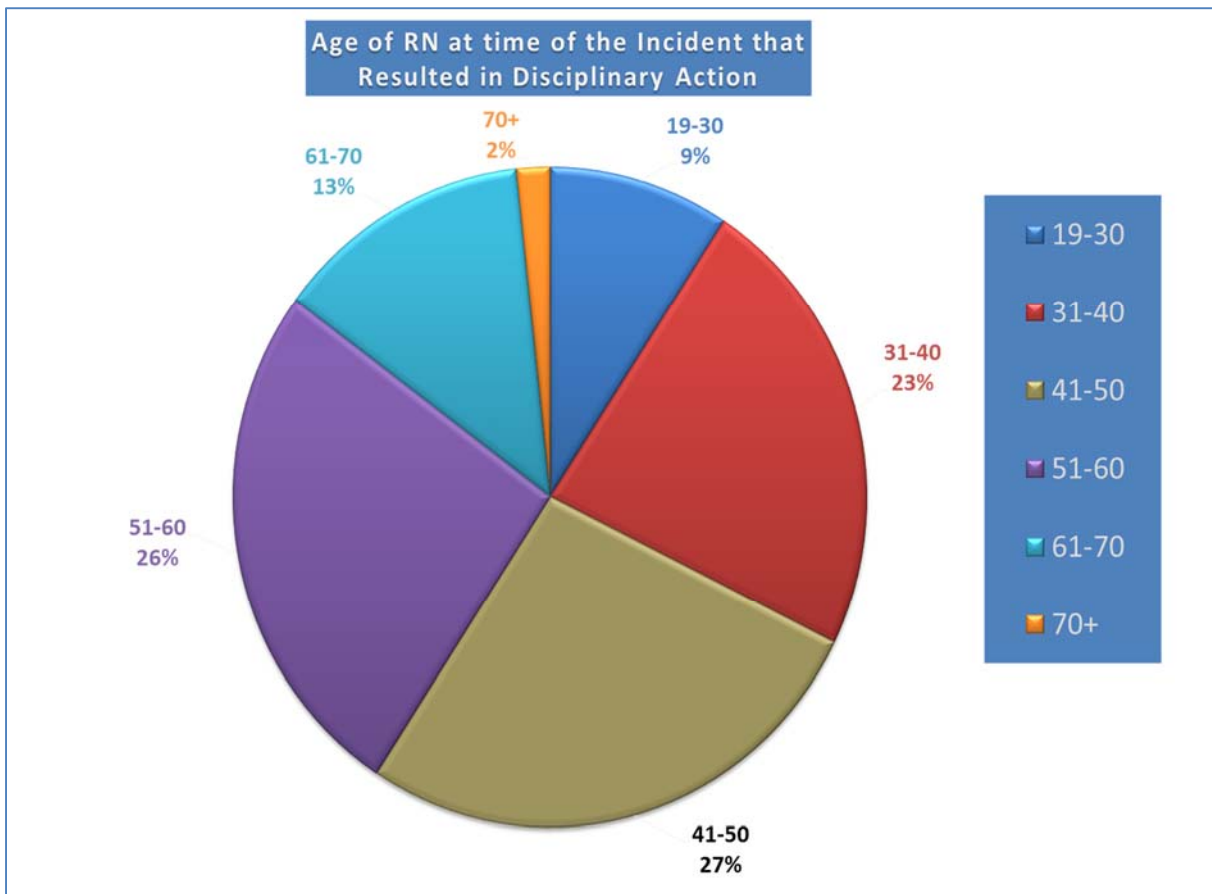
Three Year Summary of Disciplinary Actions	
Citations	1,551
Public Reproval	241
Probation (post-suspension, incl. applicants granted)	530
Surrender*	433
Revocation*	642
Other/Unknown/Appealed	34
Total Number of Licensees with Any Action	3,431

*Surrender and Revocations include some licensees previously on probation.

RN AGE AT TIME OF THE INCIDENT

For all actions in the chart above, the RN’s average age at the time of the complaint incident was 47 years old. When Citations are removed, the RN’s average age at the time of the complaint incident remains 47 years old.

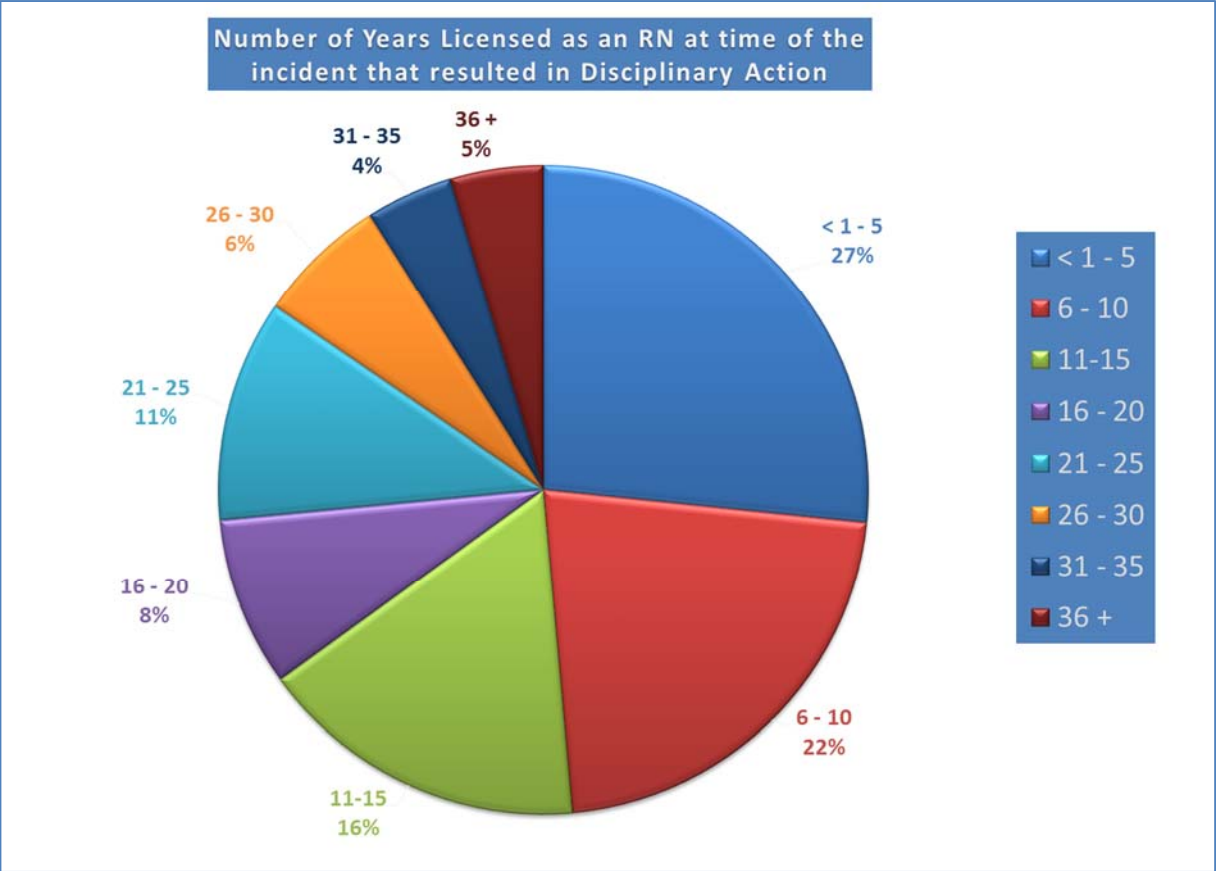
The AGE AT TIME OF THE INCIDENT data distribution for licensees with action is demonstrated in the following graphics.



NUMBER OF YEARS LICENSED AT TIME OF INCIDENT

For all complaints resulting in action, we determined the number of years from initial licensure, to the date of the complaint incident. RN's with any action on their license had their licenses, on average, for 14 years before the incident resulting in Board action.

The NUMBER OF YEARS LICENSED AT TIME OF INCIDENT data distribution for licensees with action is demonstrated in the following graphic.



PERSON TO CONTACT:

Joseph Pacheco, Chief
Complaint Intake & Investigations
(916) 515-5268

BOARD OF REGISTERED NURSING
Intervention/Discipline Committee
Agenda Item Summary

AGENDA ITEM: 9.2
DATE: October 11, 2018

ACTION REQUESTED: **Discipline and Probation Program Update**

REQUESTED BY: Barbara Yaroslavsky, Chairperson

PROBATION UNIT

There were four (4) probation monitor positions approved through the budget change proposal process effective July 1, 2018. Three (3) of the positions have been filled. The recruitment for the other position closed on September 19, 2018. The positions should be filled by the end of October 2018. Additionally, there is a recruitment pending for a limited term probation monitor, Associate Governmental Program Analyst (AGPA) as the current probation monitor has taken a leave of absence for a year. The position should be filled by end of October 2018.

The Board has resubmitted the update to the Disciplinary Guidelines which incorporate Uniform Standards, and they are currently at DCA pending the review. Once approved, Uniform Standards will require a more multifaceted monitoring for anyone that is deemed to meet the criteria for being chemically dependent. An analyst that is monitoring these cases, should have a reduced caseload due to the complexity of these cases. The current case load per monitor is 103 cases, which includes tolled probationers. With the additional 1 positions, our case average will be 96 per monitor. The average case load previously determined was 50 cases per monitor for substance abuse and 75 for all other cases.

The Enforcement Section recently hired a new nurse consultant who is now fully trained. She is reviewing cases and requests for approval of probation employment and modifications. This addition has decreased the time for determination on approval of employment significantly. Requests for employment approval had recently taken three weeks or more and they are now between 1.5-2 weeks.

Probation continues to consult and reassess our business processes and implement changes for efficiencies to facilitate more proactive monitoring of probation nurses.

Although probation is a disciplinary action and is often looked at as negative, many RNs who go through this process provide feedback regarding the program and how it has positively impacted their life. These are some recent comments received from probationers who have successfully completed the program:

“I am so grateful to you for your years of professionalism, guidance and support. When I started probation four years ago, I had lost everything. Today, I have more than I ever could have hoped for.”

“Thank you for everything, this has been a life changing experience – I appreciate your kindness throughout it. It has truly made me a better mom, better person! And of course, better nurse, I look forward to going out in the field again soon!”

Probation has teamed with SOLID to instruct the Probation Monitoring Module of DCA’s SOLID

Enforcement Academy. The most recent course was held on Thursday, August 30, 2018, and was well received.

We recently conducted an audit of the reinstatements that were granted. The period was from March 2016 to current. We reviewed RNs that were placed on probation with conditions and the result was approximately 105 cases with the following outcomes:

Action	# of RN's	
Violations of probation	40	Violations typically begin occurring within the first six months. Violations include but are not limited to: working without approval, not participating with the Board's drug screening program, positive drug screens (alcohol, meth, etc.)
Revocation	3	
Surrenders	8	
Found not safe to practice	2	Resulting from a mental/physical evaluation
Pending subsequent actions	6	
Total	59	
Percentage	56%	

Probation Information	FY 2014/2015	FY 2015/2016	FY 2016/2017	FY 2017/2018	Current FY
Active In-State Probationers	1,095	1,189	1,196	1,003	946
# of Chemical Dependency Probationers	707	785	787	580	539
Tolled Out of State Probationers	290	345	380	394	393
Pending Cases at AGO for further discipline of licensure	128	91	130	107	91
Total Probationers	1,385	1,534	1,576	1,397	1,339

CITE AND FINE

We are currently fully staffed with 1 AGPA, 1 SSA and 1 OT.

We began issuing citations for the licensees that have been non-compliant with fingerprints. We anticipate this to be completed by the end of this calendar year. As of **09/27/2018**, we have issued **212** fingerprint citations. Of those, we have received full payment on **30** and held **136** appeal conferences and **2** Administrative Hearing Appeals.

Citation Information	FY 2015/16	FY 2016/17	FY 2017/2018	Current FY
Citations Issued	542	366	770	122
Amount Ordered	\$299,638	\$266,428	\$519,133	\$89,550.00
Amount Received	\$253,974	\$202,614	\$391,233	\$41,700.00

DISCIPLINE UNIT

We have one (1) analyst and (1) office technician vacancy and these should be filled soon.

We have been transmitting FastTrack (Out of State Discipline and Convictions) and Petition cases as of July 20, 2017, to the Attorney General's Office, via the Cloud. We have been approved to roll this out to all AG offices across the state.

As of January 1, 2018, BRN is no longer processing Default Decisions and having DCA legal review for approval. The Attorney General's Office has taken this task back over, after 7 years. This will increase case aging and case cost, not to mention potentially increasing case time for all other cases being handled at the AGO.

Default Information	FY 2015/16	FY 2016/17	FY 2017/2018	CURRENT FY
Avg. Days from Default Decision Preparation to Board Vote	32	34	51	16

Cases Pending	As of 9/27/2018
Total cases at AG	1387 (1157 RN's)
Pending Board Vote	111
Final Decision Processing	68
Pending hearing	130
Over 2 yrs. at AG	32
1-2 yrs. at AG	369

Board Final Decisions	FY 2015/16	FY 2016/17	FY 2017/2018	CURRENT FY
AG Referrals	1,395	1,198	1,282	278
Petitions to Revoke Probation	87	120	100	24
Pleading Served	1067	938	848	209
EO Signed Surrenders	255	254	218	74
Withdrawals of SOI	15	9	9	1
Decisions Adopted	1,641	1,282	1,141	320

NEXT STEP:

Follow directions given by committee and/or board.

FISCAL IMPACT, IF ANY:

AG's budget line item will be monitored for Discipline and Probation.

PERSON TO CONTACT:

Shannon Johnson, Chief
Discipline, Probation, and Intervention
(916) 515-5265

Board of Registered Nursing
 Discipline Program
 Statistical Summary
 July 1, 2018 – September 18, 2018

License Type*	Case Outcome						Total FY 17/18
	Public Reapproval	Revoked, Stayed, Probation	Revoked, Stayed, Suspension, Probation	Surrender	Revocation	Voluntary Surrender	
Registered Nurse	38	56	3	60	107	14	278
Public Health Nurse	5	4		5	6	1	21
Psych/Mental Health							0
Nurse Practitioner	2	6		7	1		16
NP-Furnishing #	2	4		6	1		13
Nurse-Midwife		1					1
NM-Furnishing #		1					1
Nurse Anesthetist	4			1	1		6
Clinical Nurse Specialist							0

*Specialty certifications are a subset of the Registered Nurse license. When enforcement action is taken on an RN license, all advanced certifications a nurse holds is also included in the action. More than one enforcement action may be taken (thus counted here) against an RN during the time period.

Probation Statistics
July 1, 2018 - September 27, 2018

Probation Data	Numbers	% of Active
Male	287	30%
Female	659	70%
Chemical Dependency	539	57.0%
Required Drug-Screening	453	47.9%
Practice	272	28.8%
Mental Health	10	1.1%
Conviction - excluding chemical dependency/alcohol use	124	13.1%
Advanced Certificates	79	8%
Southern California	531	56%
Northern California	409	43%
Tolled Probationers	6	1%
Pending AG	91	10%
License Revoked Fiscal YTD	16	
License Surrendered Fiscal YTD	18	
Terminated Fiscal YTD	29	
Successfully Completed Fiscal YTD	52	
Active In-State Probationers	946	
Completed/Revoked/Terminated /Surrendered YTD	115	
Tolled Probationers	393	
Active and Tolled Probationers	1339	

BOARD OF REGISTERED NURSING
Intervention/Discipline Committee
Agenda Item Summary

AGENDA ITEM: 9.3
DATE: October 11, 2018

ACTION REQUESTED: **Intervention Program Update**

REQUESTED BY: Barbara Yaroslavsky, Chairperson

INTERVENTION PROGRAM UPDATE

Staffing

The intervention unit is fully staffed.

Program Update

The Intervention Program hosted the annual Intervention Liaison Committee (ILC) meeting on September 5, 2018, at the Hilton Garden Inn in Sacramento. Attendees included, Board member Barbara Yaroslavsky, the Executive Officer Dr. Joseph Morris, Assistant Executive Officer, Stacie Berumen, Chief of Discipline, Probation, and Intervention, Shannon Johnson, Chief of Complaint Intake and Investigations, Joseph Pacheco. In addition, the Intervention Program Manager, Don Henry Walker and Intervention staff, the Maximus Project Manager, Virginia Matthews and case managers, representatives from the Intervention Evaluation Committees, two Public Members and one Nurse Support Group Facilitator were in attendance. There were approximately 30 attendees. The Intervention Liaison Committee meeting is held annually to maintain the continuity and integrity of the program in addition to providing a forum to discuss pertinent policy proposals that support the enhancement of the Intervention Program.

In addition to the ILC meeting, the Intervention program staff hosted the Nurse Support Group Facilitator's Forum on September 6, 2018. This forum is conducted to develop greater communication between the facilitators, Board staff and MAXIMUS, the Intervention programs contractor. There was discussion regarding the facilitator's role and responsibilities. There were three topic specific Breakout sessions to foster discussion regarding the needs and concerns of the facilitators. Attendees also had the opportunity to view the Board of Registered Nursing's Enforcement Overview presentation presented by Enforcement Chief's Shannon Johnson and Joseph Pacheco. Both meetings were well received and supported by positive evaluations completed by attendees.

Intervention Evaluation Committees (IEC)

There are currently four physician member vacancies.

- Oakland (IEC 13)
- San Jose (IEC 7)
- Los Angeles (IEC 3)
- Fresno (IEC 5)

There are six public member vacancies.

San Jose (IEC 7)
Orange County (IEC 4)
Fresno (IEC 5)
Burbank (IEC 8)
Fairfield (IEC 11)
Fairfield (IEC 13).

There are three RN member vacancies.

Culver City (IEC 3)
Burbank (IEC 8)
Oakland (IEC 13).

Statistics – Intervention

The Statistical Summary Report is attached. As of August 31, 2018, there have been 2,317 successful completions.

NEXT STEP:

Follow directions given by Committee and/or Board.

FISCAL IMPACT, IF ANY:

None at this time.

PERSON TO CONTACT:

Shannon Johnson, Chief
Discipline, Probation and Intervention
(916) 515-5265

CA BRN Intervention Program Statistics
(FY2018/19)

Board Referral Activity												
Type	Jul	Aug	Sep	Oct	Nov	Dec	Jan	Feb	Mar	Apr	May	Jun
Complaints sent to Intervention	62	90										
Program offer letters mailed	75	59										
RNs calling BRN about program (respond to offer letter)	45	50										
RNs calling BRN about program (no program offer letter)	2	0										
Others calling BRN about program (employer referrals, coworkers)	5	5										

Participant Population												
Type	Jul	Aug	Sep	Oct	Nov	Dec	Jan	Feb	Mar	Apr	May	Jun
Participants at Beginning of Month	343	349										
Intakes	16	16	0	0	0	0	0	0	0	0	0	0
Closures	-10	-14										
Participants at End of the Month	349	351	0	0	0	0	0	0	0	0	0	0

Intake Demographics - Referrals													
Type	Jul	Aug	Sep	Oct	Nov	Dec	Jan	Feb	Mar	Apr	May	Jun	PTD (6/30/19)
Board	11	12											4031
Self	5	4											1406
Total	16	16	0	0	0	0	0	0	0	0	0	0	5437

Intake Demographics - Presenting Problem													
Type	Jul	Aug	Sep	Oct	Nov	Dec	Jan	Feb	Mar	Apr	May	Jun	PTD (6/30/19)
SUD	9	11											3428
MI	1	1											179
Dual	5	4											1743
Undetermined	1	0											87
Total	16	16	0	0	0	0	0	0	0	0	0	0	5437

Intake Demographics - Drug of Choice													
Type	Jul	Aug	Sep	Oct	Nov	Dec	Jan	Feb	Mar	Apr	May	Jun	PTD (6/30/19)
Alcohol (Beer, Wine, Hard Liquor)	4	5											9
Opioids (Oxycodone, Morphine, Fentanyl, Heroin, etc.)	8	8											16
Depressant (Xanax, Valium, Ambien, etc.)	0	0											0
Stimulant (Adderall, Cocaine, Methamphetamine, etc.)	2	1											3
Cannabinoids	0	0											0
Other (Hallucinogens, Inhalants, etc.)	0	0											0
None/Denies DOC	2	2											4
Totals	16	16	0	0	0	0	0	0	0	0	0	0	32

CA BRN Intervention Program Statistics
(FY2018/19)

Case Closures													
Type	Jul	Aug	Sep	Oct	Nov	Dec	Jan	Feb	Mar	Apr	May	Jun	PTD (6/30/19)
Applicant: Clinically Inappropriate	1	0											32
Applicant: No Longer Eligible	0	0											13
Applicant: Not Accepted by DEC	0	0											62
Applicant: Public Risk	0	0											101
Applicant: Sent to Board - Pre DEC	0	0											2
Applicant: Withdrawn - Pre DEC	1	5											568
Applicant: Withdrawn - Due to Program Cost	0	0											8
Completed	6	7											2317
Clinically Inappropriate - Post DEC	0	0											6
No Longer Eligible - Post DEC	0	0											7
Withdrawn - Failure to Sign Contract	0	0											1
Withdrawn - Post DEC	0	0											344
Withdrawn - Due to Program Cost Post Dec	1	0											5
Terminated - Deceased	0	0											41
Terminated - Failure to Receive Benefit	0	0											126
Terminated - Moved	0	1											53
Terminated - Non Compliant	1	0											990
Terminated - Public Risk	0	1											284
Totals	10	14	0	0	0	0	0	0	0	0	0	0	4960

Intake Demographics - Gender													
Type	Jul	Aug	Sep	Oct	Nov	Dec	Jan	Feb	Mar	Apr	May	Jun	PTD (6/30/19)
Female	12	10											4245
Male	4	6											1165
Unknown	0	0											27
Totals	16	16	0	0	0	0	0	0	0	0	0	0	5437

Intake Demographics - Age													
Category	Jul	Aug	Sep	Oct	Nov	Dec	Jan	Feb	Mar	Apr	May	Jun	PTD (6/30/19)
20-24	0	0											35
25-29	0	1											440
30-34	1	4											907
35-39	2	3											1131
40-44	3	3											1112
45-49	3	2											877
50-54	4	1											561
55-59	0	1											261
60-64	2	1											84
65+	1	0											14
DOB Error/Not Entered	0	0											15
Totals	16	16	0	0	0	0	0	0	0	0	0	0	5437

CA BRN Intervention Program Statistics
(FY2018/19)

Intake Demographics - Ethnicity													
Type	Jul	Aug	Sep	Oct	Nov	Dec	Jan	Feb	Mar	Apr	May	Jun	PTD (6/30/19)
American Indian/Alaska Native	0	0											41
Asian/Asian Indian	2	0											139
African American	0	0											177
Hispanic	3	1											256
Native Hawaiian/Pacific Islander	0	1											33
Caucasian	10	12											4406
Other	1	0											90
Not Reported	0	2											295
Totals	16	16	0	0	0	0	0	0	0	0	0	0	5437

Intake Demographics - Worksite													
Worksite	Jul	Aug	Sep	Oct	Nov	Dec	Jan	Feb	Mar	Apr	May	Jun	PTD (6/30/19)
Case Management	1	0											8
Clinic	0	1											131
Clinical - Public, non-profit	0	0											6
Corporation	1	0											11
Doctor's Office	0	0											46
Government Agency	0	0											8
Group Practice - profit	0	0											16
Health Maintenance Organization	0	0											9
HMO	0	0											2
Home Health Care	2	1											36
Hospital	11	13											2791
Inpatient Pharmacy	0	0											1
Not Working in Nursing	0	0											7
Nursing Home	1	0											12
Other	0	0											255
Prison/Jail	0	0											14
Private Practice	0	0											9
Registry	0	0											184
Retail	0	1											2
School of Nursing	0	0											9
Telephone Advice	0	0											2
Temporary Service	0	0											4
Undetermined	0	0											567
Unemployed	0	0											1307
Totals	16	16	0	0	0	0	0	0	0	0	0	0	5437

CA BRN Intervention Program Statistics
(FY2018/19)

Intake Demographics - Specialty													
Specialty	Jul	Aug	Sep	Oct	Nov	Dec	Jan	Feb	Mar	Apr	May	Jun	PTD (6/30/19)
Chemical Dependency	0	0											9
Critical Care	3	0											948
Dental Public Health	0	0											1
Doctor's Office	0	0											28
Emergency Department	1	3											627
Gerontology	1	0											30
Home Care	1	1											115
Hospital	1	3											375
Insurance	1	0											6
Medical Surgical	0	5											1028
None	0	0											75
Nurse Anesthesia	0	0											57
Nurse Midwife	0	0											7
Nurse Practitioner	0	0											110
Nursing Home	1	0											18
Obstetrics/Gynecology	1	0											301
Oncology	2	0											171
Operating Room	2	0											189
Other/Other Specialty	1	2											525
Pediatrics	1	0											145
Psychiatry	0	0											149
Recovery Room	0	2											110
Undetermined	0	0											413
Totals	16	16	0	0	0	0	0	0	0	0	0	0	5437

Intake Demographics - Counties													
County	Jul	Aug	Sep	Oct	Nov	Dec	Jan	Feb	Mar	Apr	May	Jun	PTD (6/30/19)
Alameda	0	0											165
Alpine	0	0											2
Amador	0	0											3
Butte	0	0											64
Calaveras	0	0											8
Colusa	0	0											5
Contra Costa	0	0											209
Del Norte	0	0											6
El Dorado	0	0											47
Fresno	0	4											143
Glenn	0	0											2
Horry	0	0											1
Humboldt	0	0											54
Imperial	0	0											13
Inyo	0	0											2
Jackson	0	0											1
Kern	1	0											114
Kings	0	0											16

CA BRN Intervention Program Statistics
(FY2018/19)

County	Jul	Aug	Sep	Oct	Nov	Dec	Jan	Feb	Mar	Apr	May	Jun	PTD (6/30/19)
Lake	0	0											15
Lassen	0	0											4
Los Angeles	4	2											1059
Madera	0	0											16
Marin	0	1											95
Mariposa	0	0											3
Mendocino	0	0											16
Merced	0	0											22
Modoc	0	0											1
Mono	0	0											8
Monterey	0	0											81
Napa	0	0											34
Nevada	2	0											28
None	0	0											3
Orange	3	0											365
Placer	0	1											80
Plumas	0	0											4
Riverside	2	2											281
Sacramento	0	0											262
San Benito	0	0											6
San Bernardino	0	2											296
San Diego	2	2											480
San Francisco	0	1											162
San Joaquin	1	0											93
San Luis Obispo	0	0											82
San Mateo	0	0											86
Santa Barbara	0	0											58
Santa Clara	0	0											181
Santa Cruz	1	0											88
Shasta	0	0											61
Siskiyou	0	0											12
Solano	0	0											77
Sonoma	0	1											131
Stanislaus	0	0											89
Sutter	0	0											13
Tehama	0	0											9
Trinity	0	0											1
Tulare	0	0											67
Tuolumne	0	0											18
Ventura	0	0											160
Yolo	0	0											26
Yuba	0	0											9
Totals	16	16	0	0	0	0	0	0	0	0	0	0	5437

**BOARD OF REGISTERED NURSING
Intervention/Discipline Committee Meeting
Agenda Item Summary**

AGENDA ITEM: 9.3.1
DATE: October 11, 2018

ACTION REQUESTED: Intervention Evaluation Committee Member/ New Appointment

REQUESTED BY: Barbara Yaroslavsky, Chairperson

BACKGROUND:

In accordance with B & P Code Section 2770.2, the Board of Registered Nursing is responsible for appointing persons to serve on the Intervention Evaluation Committees. Each Committee for the Intervention Program is composed of three registered nurses, a physician and a public member with expertise in substance use disorders and/or mental health.

APPOINTMENTS

Below are the candidates recommended for appointment to the Intervention Evaluation Committee (IEC). Ms. Stanford's application was approved at the August 16, 2018 to move to the next Board meeting for vote. If approved, her term will expire June 30, 2022.

<u>NAME</u>	<u>TITLE</u>	<u>IEC</u>	<u>NO</u>
Carol Stanford	Public Member	Oakland	13
Kenya D. Smith	RN Member	Culver City	3
Dr. Robert Dutile	Public Member	Irvine	4

REAPPOINTMENTS

Below are the candidates recommended for reappointment to the IEC.

<u>NAME</u>	<u>TITLE</u>	<u>IEC</u>	<u>NO</u>
Kwame Okoreeh	RN Member	Riverside	9

NEXT STEP: Continue recruiting efforts.

PERSON TO CONTACT: Shannon Johnson, Chief
Discipline, Probation and Intervention
(916) 515-5265