



## Agenda Item 9.0

### **Report of the Enforcement/Investigation/Intervention Committee (EIIIC)**

BRN Board Meeting | June 25-26, 2026

Report of the  
Enforcement/Investigations/Intervention Committee  
June 25, 2026

TABLE OF CONTENTS

<b>9.1</b>	<b>Discussion and Possible Action:</b> Appointments and reappointments of Intervention Evaluation Committee (IEC) members	<b>3</b>
<b>9.2</b>	<b>Discussion and possible action regarding EIC information and recommendations to the Board on agenda items presented at the May 13, 2026, EIC meeting</b>	<b>5</b>



## Agenda Item 9.1

### **Discussion and Possible Action: Appointments and Reappointments of Intervention Evaluation Committee (IEC) members**

BRN Board Meeting | June 25-26, 2026

**BOARD OF REGISTERED NURSING**  
**Agenda Item Summary**

---

**AGENDA ITEM: 9.1**

**DATE: June 25, 2026**

**ACTION REQUESTED:** Discussion and possible action regarding appointments and reappointments of Intervention Evaluation Committee Members

**REQUESTED BY:** Patricia Wynne, Esq., Chairperson

**BACKGROUND:**

In accordance with Business and Professions Code section [2770.2](#), the Board of Registered Nursing is responsible for appointing persons to serve on an Intervention Evaluation Committee (IEC). Each IEC is composed of three (3) registered nurses, one (1) physician and one (1) public member who possess knowledge and expertise in substance use disorder or mental health.

Three (3) individuals are being proposed for transfer to different IECs. This will address current vacancies, better alignment with members' geographic locations, and more evenly distributed committee workload.

**REAPPOINTMENTS:**

Name	Member Type	IEC	Appointment Type	Term Start	Term Expiration
Salma Khan	Physician	1	Reappointment*	07/01/2024	06/30/2028
Allen Schneider	Physician	4	Reappointment*	11/30/2025	11/30/2029
Michelle Corcoran	Nurse	1	Reappointment*	09/30/2023	09/30/2027

We have six (6) vacancies for new appointees and continuing to work on recruitment efforts.

**NEXT STEPS:** Continue recruitment efforts

**PERSON TO CONTACT:** Shannon Johnson, Enforcement Division Chief  
(916) 515-5265



## Agenda Item 9.2

**Discussion and Possible Action  
Regarding EIC Information and Recommendations to  
the Board on Agenda Items Presented at the  
May 13, 2026, EIC Meeting**

BRN Board Meeting | June 25-26, 2026

**BOARD OF REGISTERED NURSING**  
**Agenda Item Summary**

---

**AGENDA ITEM: 9.2**  
**DATE: June 25-26, 2026**

**ACTION REQUESTED:** Discussion and possible action regarding Enforcement, Investigations, and Intervention Committee (EIIC) information and recommendations to the Board on agenda items presented at the May 13, 2026, EIIC meeting.

**REQUESTED BY:** Patricia Wynne, Esq., Chairperson  
EIIC Chair

**BACKGROUND:**

Regarding EIIC recommendations to the Board on items presented at the May 13, 2026, meeting (a copy of the May 13, 2026, EIIC meeting agenda is available [here](#)).

There are no actions under consideration, as the only action is being presented to the Board is agenda item 9.1. All other agenda items were for information and discussion only.

<b>EIIC February 11, 2026</b>		
<b>Agenda Items and Descriptions</b>		<b>Motions and Votes</b>
5.0	Information Only: Enforcement Division updates	No motion – Information only.
6.0	Information Only: Investigations Division updates	No motion – Information only.
7.0	Information Only: Intervention Program updates	No motion – Information only.
8.0	Information Only: Presentation by the Executive Officer on education provided to the Intervention Evaluation Committees and report out on any feedback	No motion – Information only.

The webcast of the May 13, 2026, EIIC meeting can be viewed [here](#).

**PERSON(S) TO CONTACT:** Shannon Johnson,  
Enforcement Division Chief  
(916) 515-5265  
  
Nichole Bowles,  
Investigations Division Chief  
(916) 574-7690



## ***For Review Only – Part of Agenda Item 9.2***

**Prior EIIC Materials – May 13, 2026**

**Please note that the materials included in this section are from the prior EIIC meeting held on May 13, 2026. These pages (7-32) are provided for review only and are part of Agenda Item 9.2.**

BRN Board Meeting | June 25-26, 2026

**BOARD OF REGISTERED NURSING**  
**Agenda Item Summary**

---

**AGENDA ITEM: 5.0**  
**DATE: May 13, 2026**

**ACTION REQUESTED:** Information Only: Enforcement Division Update

**REQUESTED BY:** Patricia Wynne, Esq., Chairperson

**General Information**

At the August 2022 Board meeting, the Board voted to join the National Council of State Boards of Nursing (NCSBN) five-year pilot study (study) to test substance use disorder (SUD) monitoring program guidelines for alternative to discipline (ATD) programs for nurses. This study will track participant outcomes from entry into the program through program completion and up to two years immediately following their successful completion through 2027. Data will be provided to NCSBN biannually throughout the study period. Phase I data collection began in 2022 with a focus on program participation. Phase II includes recidivism data. NCSBN has entered Phase II of the data collection. This information will be used to compare programs that align or do not align with NCSBN's evidence-based guidelines. The results will support, refine, and augment evidence-based guidelines for ATD and monitoring programs to foster uniformity and facilitate nurses' safe return to practice.

**Procedures – NCSBN Guidelines**

Program length	<ul style="list-style-type: none"><li>• 3 years without a relapse is sufficient length</li></ul>
Frequency of check-ins	<ul style="list-style-type: none"><li>• Daily</li><li>• Including holidays &amp; weekends</li></ul>
Frequency of drug testing	<ul style="list-style-type: none"><li>• At least 2 tests/month</li><li>• Random in time and type of test</li></ul>
Structured support group	<ul style="list-style-type: none"><li>• At least 2 meetings/month</li></ul>
Mutual Support Group	<ul style="list-style-type: none"><li>• At least 1 meeting/week</li></ul>

ncsbn.org

We recently completed a survey, in collaboration with DCA's SOLID Team, to gather feedback from our Nurse Support Group Facilitators regarding what is working well and where improvements may be needed. We are currently reviewing the feedback and evaluating potential next steps based on the results.

The Board of Registered Nursing (BRN) continues to recruit qualified registered nurses (RN) with professional and educational backgrounds as Expert Practice Consultants (EPC) to review investigative case materials, prepare written opinions, and evaluate whether a RN deviated from the standards of nursing practice. The BRN is in critical need of EPC RNs and Advanced Practice Registered Nurses (APRN) in the following areas:

- Cath Lab
- Corrections - NP
- Dermatology - NPF
- Dialysis - RN & NPF
- Hospice - RN (south area only), NPF (both areas)
- IV Therapy
- Labor & Delivery - RN, NPF & CRNA
- LTC/SNF/Geriatrics - RN & NPF
- OP/Ambulatory/Clinic - NPF (and Advice Nurse/Telehealth experience)
- Operating Room - RN, NPF & CRNA
- PACU/Recovery Room – RN, NPF & CRNA
- Pediatrics - RN & NPF
- Pediatric ICU - NPF
- Risk Management/Quality Assurance
- Urgent Care RN/NPF

For more information about the Expert Practice Consultant program, please visit the BRN website: <http://rn.ca.gov/enforcement/expwit.shtml> or email us at [Expert.BRN@dca.ca.gov](mailto:Expert.BRN@dca.ca.gov).

### **Complaint Intake Unit (CIU)**

CIU continues to experience a sustained, multi-year upward trend in public complaints. Based on the current year-to-date FY 25/26 is projected to increase by approximately 13%. This growth has been absorbed with current staffing, driving a higher caseload per staff.

Due to the higher volume of complaints, CIU individual analyst caseloads have increased.

The CIU continues to utilize the updated Complaint Prioritization and Referral Guidelines ([CPRG](#)) to triage cases in collaboration with the DOI and BRN Investigations. In accordance with CPRG, CIU is triaging all category 2H cases with DOI prior to investigation referral.

### **Discipline and Citations Unit**

As of April 21, 2026, 18% of our cases have been pending at the Office of the Attorney General (OAG) for over a year.

Citations are being issued for continuing education audits in where the nurse failed to provide appropriate proof of completion or failed to respond.

Staff are working on obtaining unpaid fines with referrals to Franchise Tax Board and Collections.

### **Probation Unit**

The Probation Unit is currently working on enhancements to the BRN website and collaborating with DCA to prepare video presentations on the Probation process and the worksite monitor's role and responsibilities. The presentations are in the final approval process before being posted to our website.

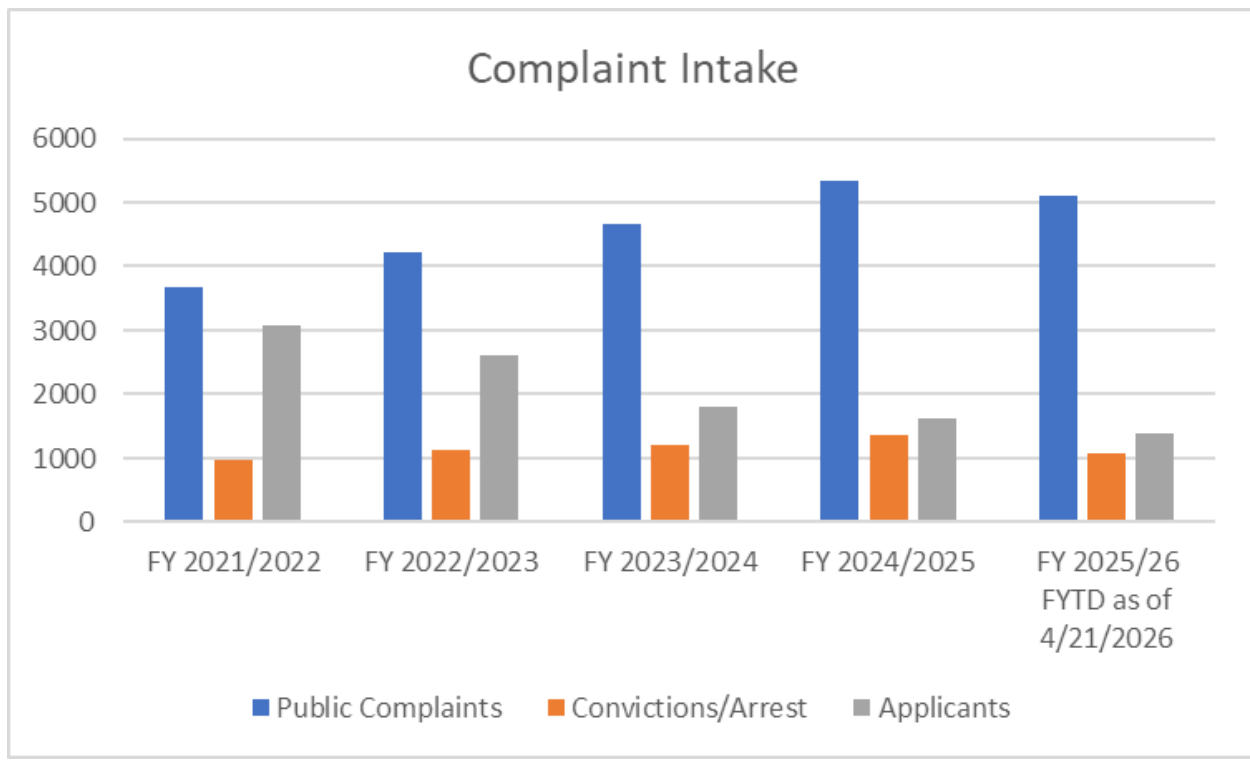
As of April 16, 2026, the Attorney General's Office has notified us that the BRN will no longer prepare in-house surrender stipulations, aligning with all other document preparation. We anticipate a minor increase in AG billings as a result of this shift; however, based on our discussions with the AG's Office, the expected additional cost is approximately 0.25 hours per Stipulation needed.

Currently, monitors have an average of 51 active cases.

## Board of Registered Nursing Enforcement Process Statistics

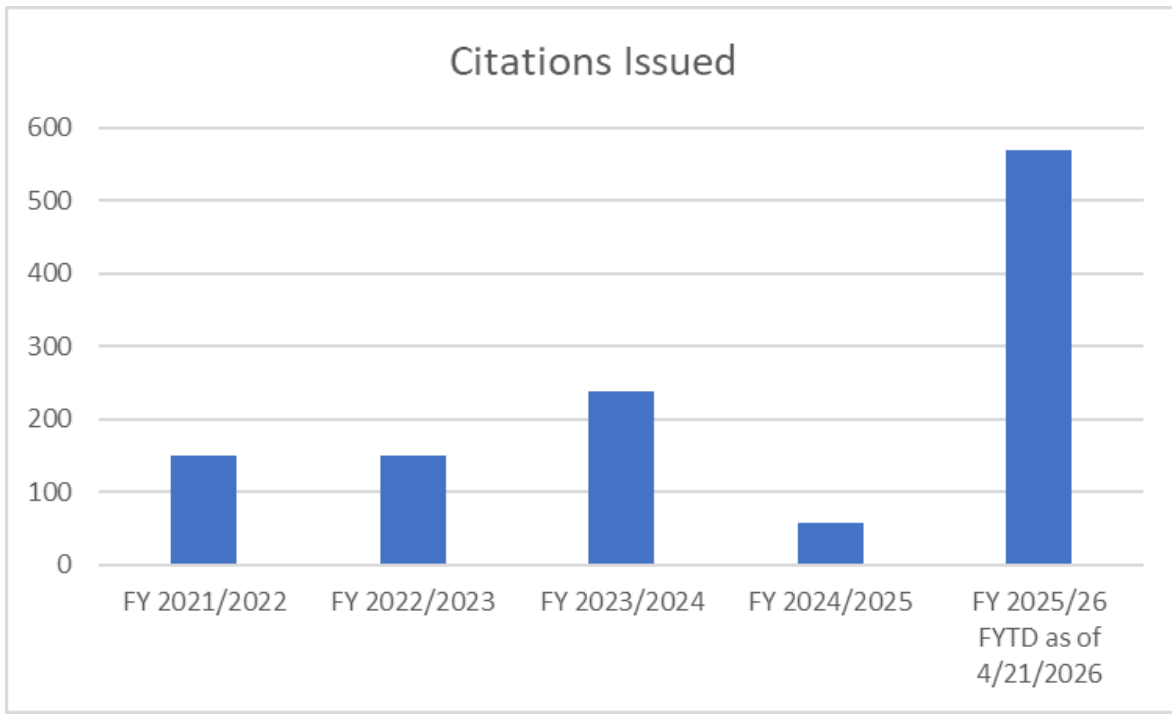
### Table A – Complaint Intake

Complaint Intake	FY 2021/2022	FY 2022/2023	FY 2023/2024	FY 2024/2025	FY 2025/26 FYTD as of 4/21/2026
Public Complaints	3682	4214	4674	5,330	5,111
Convictions/Arrest	971	1128	1215	1,360	1,067
Applicants	3086	2605	1816	1,627	1,384
<b>Total Received</b>	<b>7739</b>	<b>7947</b>	<b>7705</b>	<b>8,317</b>	<b>7,562</b>
Complaints Pending	1324	1599	1800	2,060	2,450
>1 year	379	330	433	587	603
Convictions/Arrests Pending	1020	842	785	875	790
>1 year	427	290	185	173	149
Applicants Pending	151	130	96	91	140
>1 year	12	10	9	11	27
Expert Review Pending Referral	22	29	0	16	37
>1 year	2	8	0	0	0
Expert Review Pending Receipt	43	20	3	34	24
>1 year	0	0	0	0	0



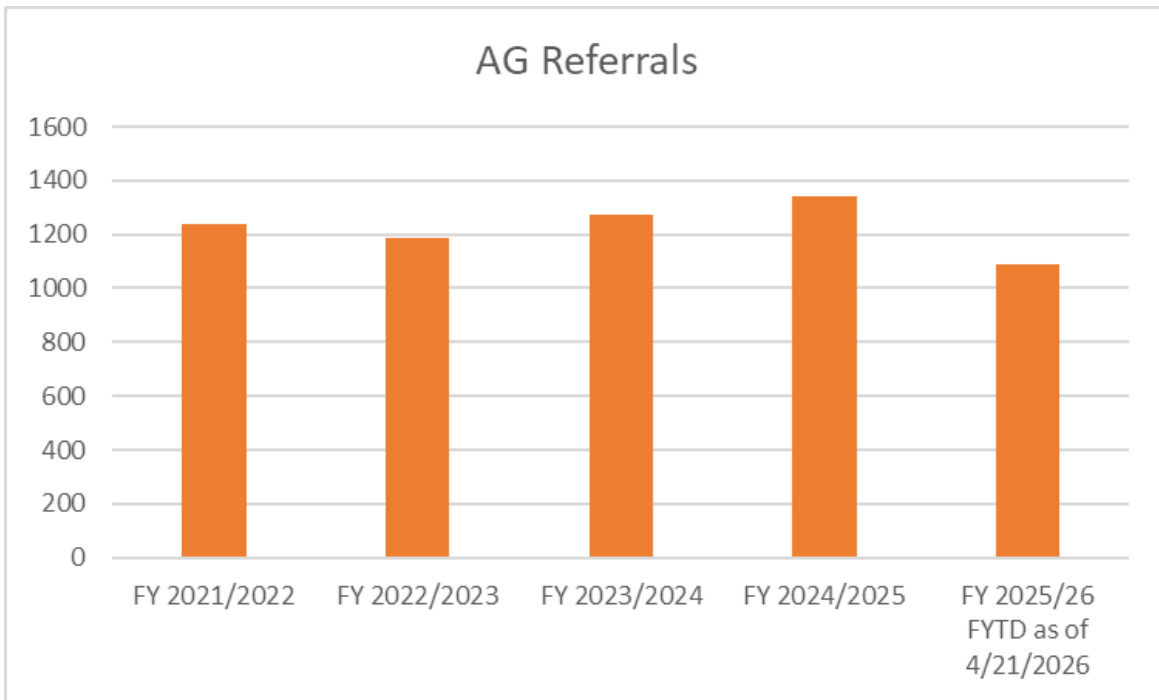
**Table B – Citations**

Citation and Fine	FY 2021/2022	FY 2022/2023	FY 2023/2024	FY 2024/2025	FY 2025/26 FYTD as of 4/21/2026
Citations Issued	149	149	237	57	569
Informal Conference					
Modified	3	1	1	0	1
Dismissed	2	2	4	0	11
Upheld	0	0	0	0	8
Amount Ordered	\$118,900.00	\$148,750.00	\$24,750.00	\$0.00	\$0.00
Amount Received	\$182,405.00	\$161,505.00	\$56,336.00	\$15,612.50	\$25,105.50
Amount Referred to FTB	\$11,000.00	\$6,250.00	\$57,475.00	\$0.00	\$750.00
Amount Received from FTB	\$7,610.00	\$11,000.00	\$11,531.00	\$0.00	\$0.00



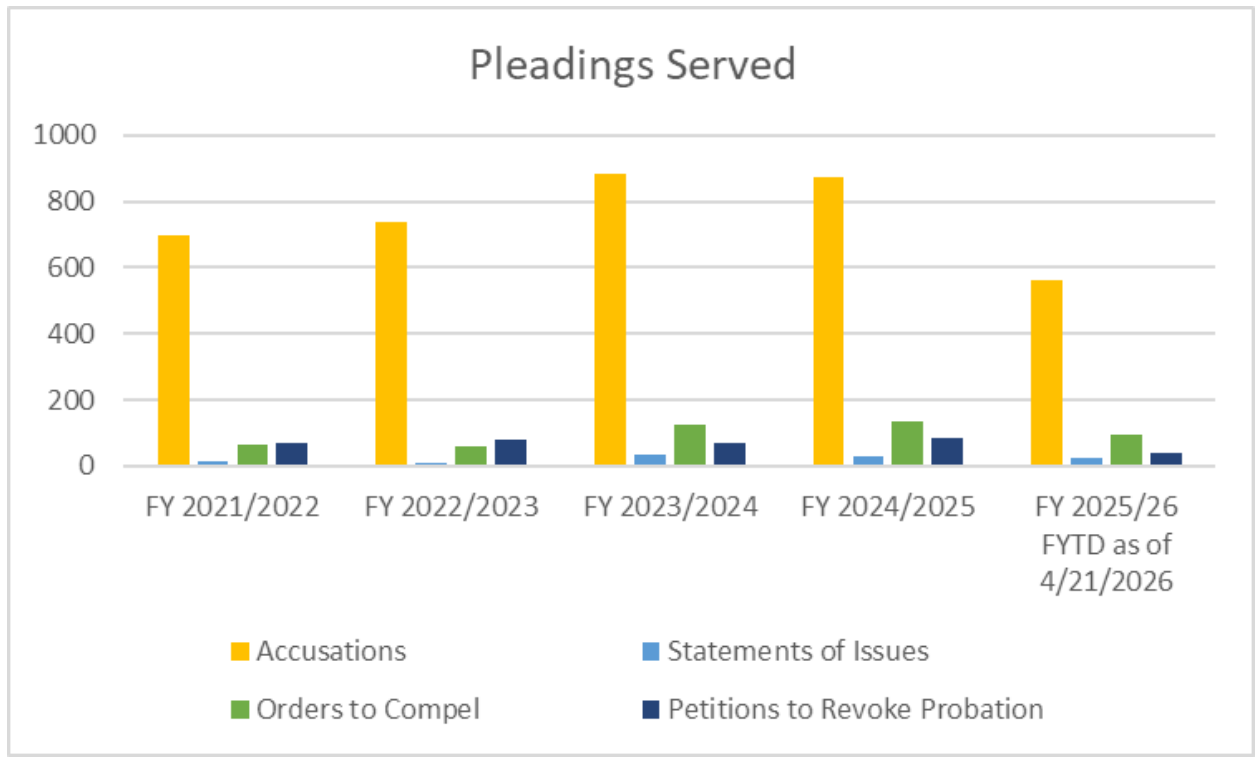
**Table C – Discipline**

Discipline	FY 2021/2022	FY 2022/2023	FY 2023/2024	FY 2024/2025	FY 2025/26 FYTD as of 4/21/2026
AG Referrals					
Cases	1240	1185	1271	1342	1087
Cases Pending					
< 1 Year	529	677	602	740	595
> 1 Year	46	56	76	122	98
> 2 Year	2	7	9	14	10
Cases Pending >1 Year W/O Pleading Filed	13	12	23	19	3
Cases Pending Hearing	133	116	161	217	259
Average Days at AG	321	325	313	352	345
Pending Board Vote	24	69	40	99	31

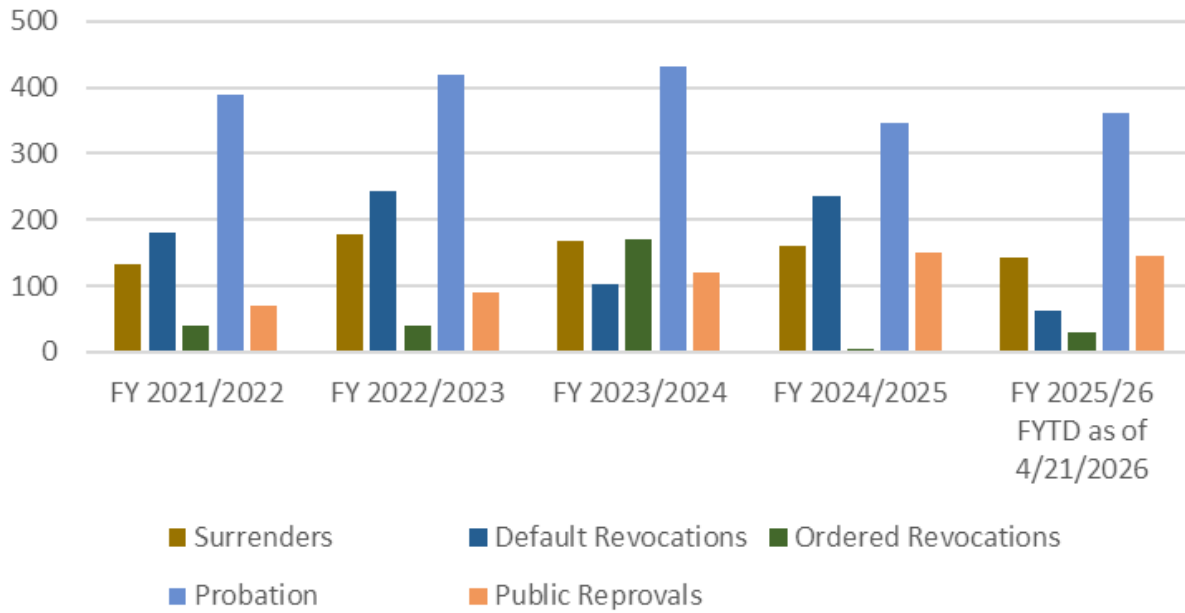


**Table D – Legal Support**

Legal Support	FY 2021/2022	FY 2022/2023	FY 2023/2024	FY 2024/2025	FY 2025/26 FYTD as of 4/21/2026
Interim Suspension Orders (ISO)	4	0	0	2	1
PC 23	12	10	9	2	10
Pleadings Served					
Accusations	699	737	881	871	564
Statements of Issues	14	8	33	27	26
Orders to Compel	64	58	123	135	96
Petitions to Revoke Probation	69	80	69	86	41
Withdrawals of Pleadings	20	30	42	62	40
Decisions Adopted					
Surrenders	132	178	169	160	144
Default Revocations	181	243	102	237	62
Ordered Revocations	41	40	170	5	31
Probation	389	420	433	347	361
Public Reprovals	70	90	120	151	145

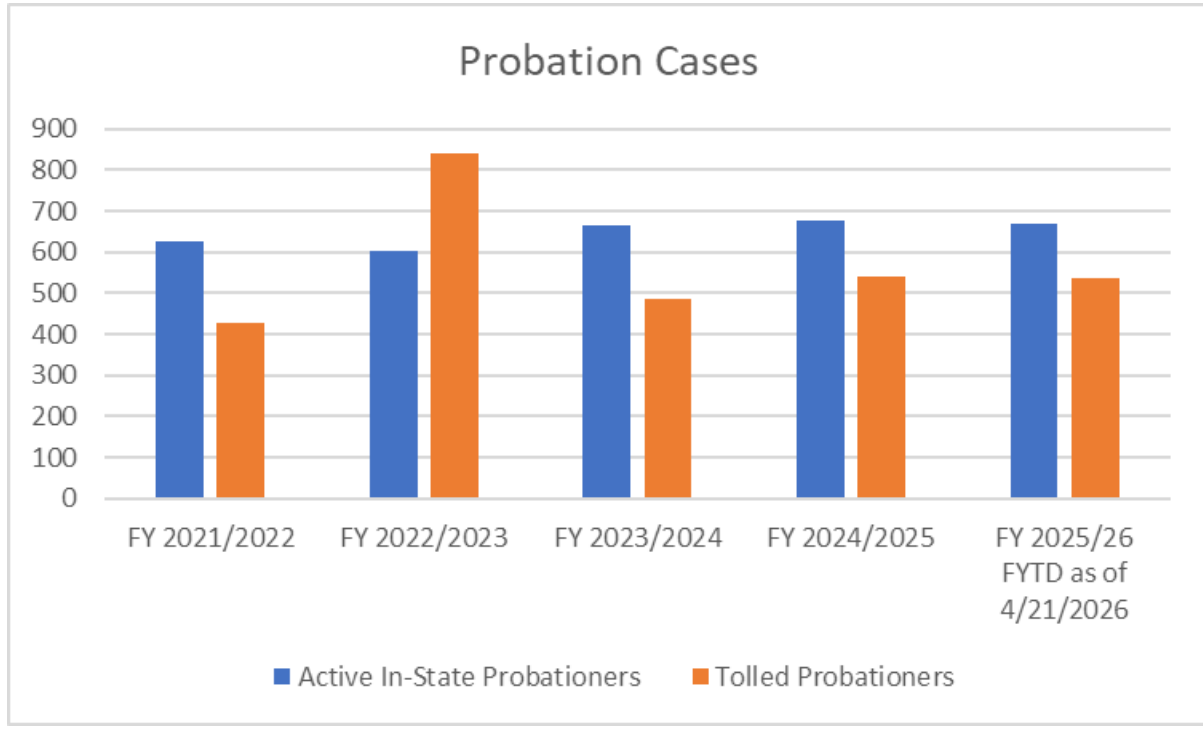


## Decisions Adopted

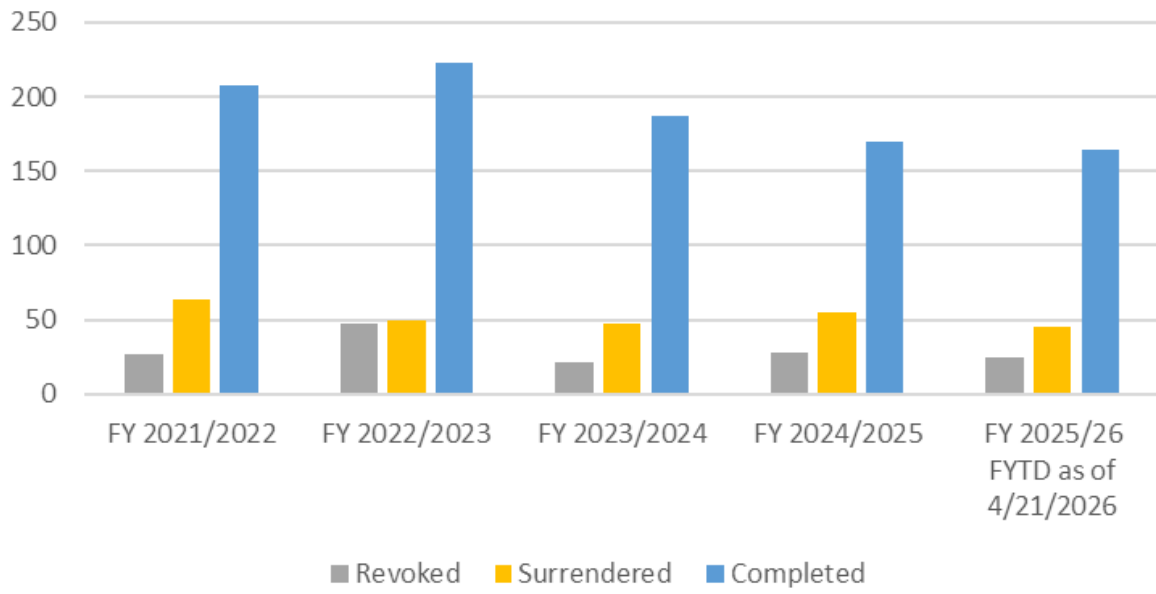


**Table E - Probation**

Probation	FY 2021/2022	FY 2022/2023	FY 2023/2024	FY 2024/2025	FY 2025/26 FYTD as of 4/21/2026
Active In-State Probationers	627	602	664	677	669
Tolled Probationers	426	841	485	542	536
Revoked	27	47	21	28	25
Surrendered	64	49	47	55	45
Completed	208	223	187	170	164
Subsequent Cases Pending at AG					
<1 Year	53	63	59	60	62
>1 Years	4	4	6	9	9
>2 Years	2	0	1	1	1



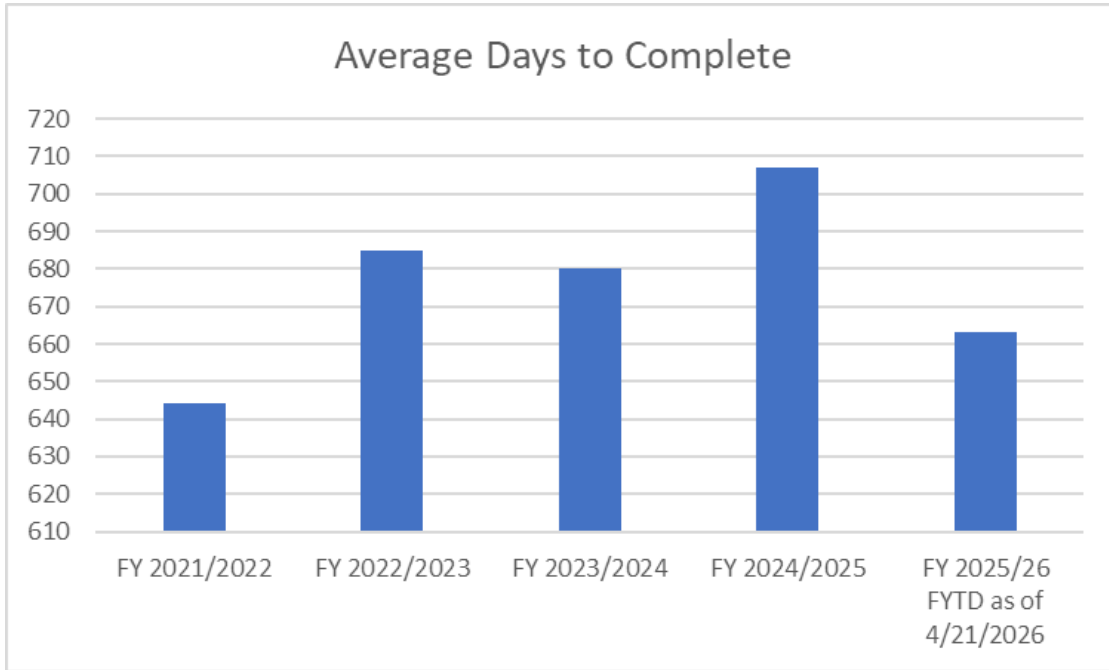
## Probation Outcomes



**Table F – Total Case Processing Time**

Total Case Processing Time	FY 2021/2022	FY 2022/2023	FY 2023/2024	FY 2024/2025	FY 2025/26 FYTD as of 4/21/2026
Average Days to Complete	644	685	680	707	663
> 540 Days*	44%	57%	58%	62%	56%
< 540 Days*	56%	43%	42%	38%	44%

\* DCA's goal is for Disciplinary cases to be processed within 540 days of receipt for all healing arts boards.



**Table G – Performance Measure 4**

	<b>Case Volume</b>	<b>Intake</b>	<b>Investigation</b>	<b>Pre-AG Time</b>	<b>Post AG Time</b>	<b>Cycle Time</b>
<b>FY 2025/26 as of 4/22/2026</b>	897	5	315	1	345	666
<b>FY 2024/25</b>	1000	5	330	20	352	707
<b>FY 2023/24</b>	1064	6	351	13	313	682
<b>FY 2022/23</b>	934	7	341	12	325	685
<b>FY 2021/22</b>	759	9	334	10	325	677

If you would like more information on our enforcement statistics, please go to [https://www.dca.ca.gov/data/enforcement\\_performance.shtml](https://www.dca.ca.gov/data/enforcement_performance.shtml)

**NEXT STEPS:**

Continue to Monitor

**PERSONS TO CONTACT:**

Shannon Johnson, Enforcement Division Chief  
[Shannon.Johnson@dca.ca.gov](mailto:Shannon.Johnson@dca.ca.gov)  
(916) 515-5265

## ENFORCEMENT PROCESS STATISTICS

### REFERENCE GUIDE

#### Table A

#### Complaint Intake

- Public Complaints
  - The total number of complaints received from the public, other state agency, or anything other than a conviction or applicant.
- Convictions/Arrests
  - The total number of complaints received due to an arrest and/or subsequent conviction. These are reported by Criminal Offender Record Information (CORI) from the California Department of Justice (DOJ).
- Applicants
  - The total number of applications received from Board of Registered Nursing (BRN or Board) licensing, in where the applicant disclosed a previous criminal history or discipline by another state board.
- Complaints Received
  - The total number of public complaints received. This includes other state agencies and Boards.
- Complaints Pending
  - The number of complaints that are pending in the Complaint Intake Unit (CIU).
- Convictions/Arrests Pending
  - The number of Convictions/Arrests that are pending in CIU.
- Applicants Pending
  - The number of Applicants that are pending in CIU.
- Public complaints
  - The number of public complaints that are pending in CIU.
- Expert review pending referral
  - The number of cases that are pending to be referred out to an expert practice consultant
- Expert review pending receipt
  - The number of cases that are pending being returned by the expert practice consultant to the Board.

**Table B**  
**Citation & Fine**

- Citations Issued
  - The total number of citations issued.
- Informal Conference
  - The number of informal conferences conducted after an appeal is made by the Respondent. The results of the informal conference would be either modify, dismiss or uphold the citation.
- Amount Ordered
  - The total fine amount that has been ordered from all citations issued during the Fiscal Year (FY).
- Amount received
  - The total fine amount received by the Board during the FY.
- Amount referred to Franchise Tax Board (FTB)
  - The total amount of fines referred to FTB, in an attempt to retrieve the fines through California Income tax.
- Amount received from FTB
  - The total amount of fines received from FTB from California Income tax.

**Table C**  
**Discipline**

- Attorney General (AG) referrals
  - The total number of cases referred to the AG.
- Cases pending
  - The total number of cases that are pending a final disposition in the disciplinary process.
- Cases pending hearing
  - The total number of cases that are awaiting a hearing before an ALJ.
- Average days at AGO
  - This is the average number of days that cases are at the AGO for prosecution.
- Pending Board vote
  - The total number of cases that are awaiting a vote by the Board (either in queue to be sent out or waiting for the voting period to conclude).

**Table D**  
**Legal Support**

- Interim Suspension Order (ISO) - Granted

- Licenses suspended by an Administrative Law Judge due to the seriousness of the allegations in advance of the filing of an accusation and pending a final determination of the licensee's fitness to practice and provide nursing care.
- Penal Code 23 (PC23) - Granted
  - Licenses suspended from practice as a registered nurse or restricted in how he or she may practice registered nursing ordered by a judge during a criminal proceeding.
- Pleadings served
  - The total number of pleadings that have been served. This includes Accusations, Statements of Issue, Orders to Compel and Petitions to Revoke Probation.
- Withdrawals of pleadings
  - The total number of pleadings that the Board has withdrawn, and no action was taken.
- Decisions adopted
  - The total number of final Decisions that were adopted by the Board. This includes Surrenders, Default Revocations, Ordered Revocations, Probation and

### **Table E**

#### **Probation**

- Active in state probationers
  - The total number of current/active in state probationers.
- Tolled probationers
  - The total number of probationers that reside outside of California. These probation cases are placed on hold until the RN returns to California.
- Revoked
  - The total number of probationers that have been revoked.
- Surrendered
  - The total number of probationers that have surrendered their license.
- Completed
  - The total number of probationers that have successfully completed probation.
- Subsequent cases pending at AGO
  - The total number of probationers that have had subsequent discipline and transmitted back to the AG for further disciplinary action.
    - Over 1 year
      - The number of probationary cases that have been pending at the AGO for over 1 years.
    - Over 2 years
      - The number of probationary cases that have been pending at the AGO for over 2 years.

## Table F

### Total Case Processing Time

- Average days to complete
  - The average days currently taking to complete a case from complaint receipt to final Decision
    - Over 540 days
      - The percentage of cases that BRN **is not** meeting the DCA goal of 540 days for case completion.
    - Under 540 days
      - The percentage of cases that BRN is meeting the DCA goal of 540 days for case completion.
  - **Note** – *DCA's goal for all healing arts boards is to complete on an average of 540 days or less.*

## Table G

### Performance Measure 4

BRN's Performance Measure 4, FY to date, by month. This is an average of case time from complaint intake to final disposition, broken down by intake, investigation, pre-AG and post AG time.

- Case volume is the total number of cases received in that month.
- Intake is the average time for intake to process and refer to investigation.
- Investigation is the average time for an investigation of the case.
  - This includes desk investigation, BRN investigation and DOI investigation.
- Pre AG time is the average amount of time from the closure of the investigation to AG referral.
- Post AG time is the average time from AG referral to final disposition of the case.
  - This includes the AG time, hearing, Board vote and case processing.
- Average total time is the average of a case from complaint intake to final disposition.

More information on DCA's enforcement reports can be found at <https://www.dca.ca.gov/data/enforcement.shtml>

**BOARD OF REGISTERED NURSING**  
**Agenda Item Summary**

---

**AGENDA ITEM: 6.0**  
**DATE: May 13, 2026**

**ACTION REQUESTED:** Information Only: Investigations Division Update

**REQUESTED BY:** Patricia Wynne, Esq., Chairperson

**General Information**

The Office of Organizational Improvement (OIO) continues working with the Investigations Division (Investigations), assessing and mapping workflows, timeframes, and procedures to streamline and improve internal processes. The OIO team works with Subject Matter Experts from each unit and staffing level. Investigations will continue to report on the progress of this project in future meetings.

In March 2026, the Department of Consumer Affairs (Department) launched the newly reconstructed Enforcement Academy (Academy). The Department was intentional in incorporating a broad and inclusive range of perspectives from diverse Subject Matter Experts across various program areas. The intent of the Academy is to provide program staff with direction, training, and education related to enforcement responsibilities and best practices to ensure that California consumers are protected. Additionally, the Academy provides an opportunity for staff to share methods and best practices with other students and to learn from one another. BRN staff contributed their time and expertise by developing select training materials and assisting with presentations.

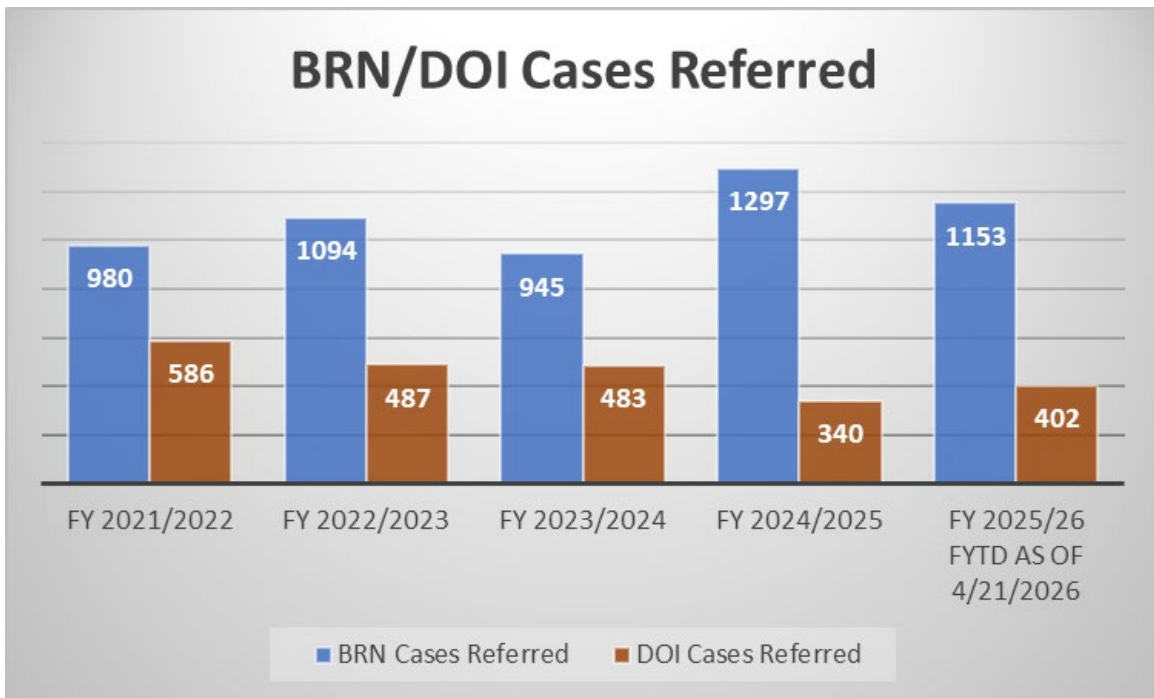
**Investigations**

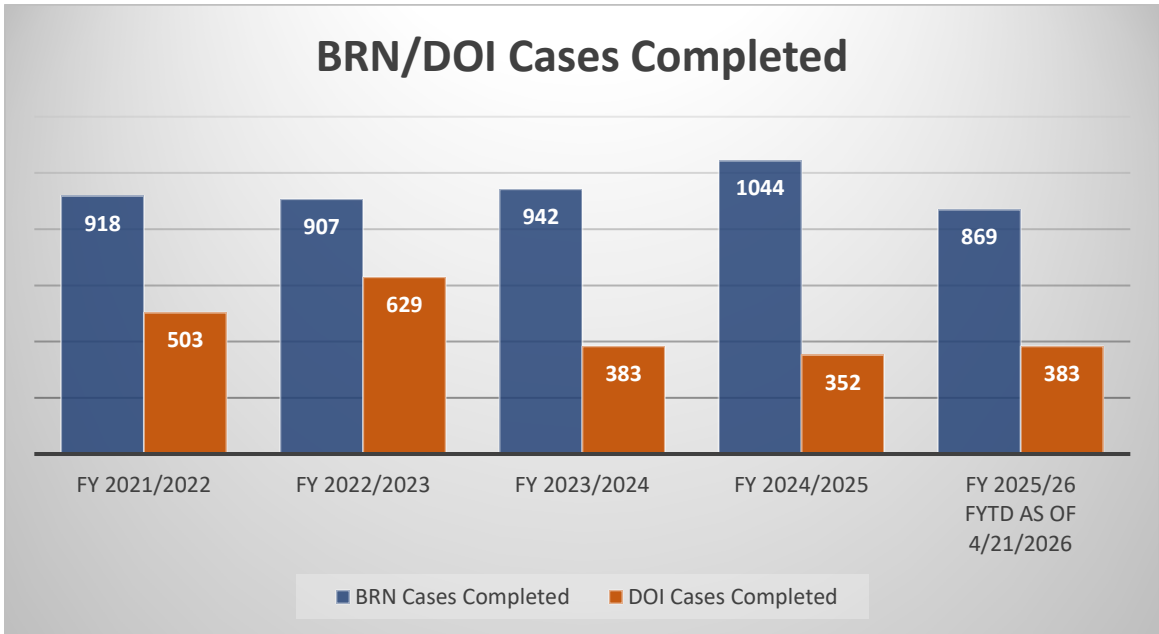
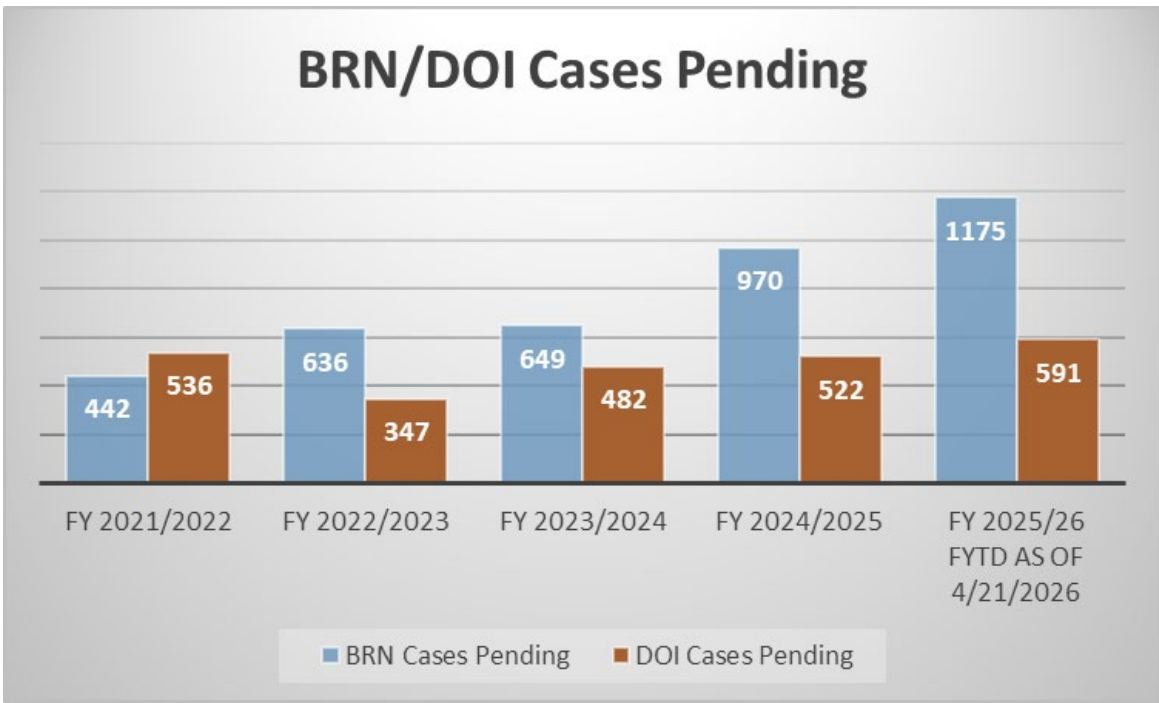
On June 10, 2025, Investigations launched the Enhanced Triage and Preliminary Case Work Pilot. The Board worked closely with the DCA to develop the Pilot in which the Associate Governmental Program Analyst (AGPA) was assigned more than 30 investigations at a time to perform preliminary case work and enhanced triage prior to formal assignment to the Special Investigators (SI). Pilot outcomes demonstrated that preliminary fact-gathering of less complex complaints as outlined by the Compliant Prioritization Referral Guidelines, which would not require a field investigation component, can be effectively reviewed, worked, documented, and completed at the AGPA level. Board staff continue to have a Nursing Education Specialist review complaints to check for scope-of-practice violations. This helps sort cases and recommend next steps. The process continues to be monitored for efficiency and unintended consequences.

As of April 24, 2026, the full time SIs have an average of 28 active cases. Due to the high caseloads, the Supervising Special Investigator's and the Chief continue to actively work cases. Investigations continues to identify and explore multiple options to address the high caseload and is recruiting for two full-time SI positions, one in the Southern Region and one in the Central Region.

**Table A – Investigations**

Investigations	FY 2021/2022	FY 2022/2023	FY 2023/2024	FY 2024/2025	FY 2025/26 FY TD as of 4/21/2026
BRN Cases Referred	980	1094	945	1297	1153
BRN Cases Pending	442	636	649	970	1175
BRN Cases Completed	918	907	942	1044	869
DOI Cases Referred	586	487	483	340	402
DOI Cases Pending	536	347	482	522	591
DOI Cases Completed	503	629	383	352	383





If you would like more information on our investigations statistics, please go to [https://www.dca.ca.gov/data/enforcement\\_performance.shtml](https://www.dca.ca.gov/data/enforcement_performance.shtml)

**NEXT STEPS:** Continue to Monitor

**PERSONS TO CONTACT:** Nichole Bowles, Investigations Division Chief  
(916) 597-7345

## INVESTIGATIONS PROCESS STATISTICS REFERENCE GUIDE

### **Investigations**

- BRN cases referred
  - This is the total number of cases that were referred to BRN Investigations.
- BRN cases pending
  - Total number of cases pending with BRN Investigations.
- BRN cases completed
  - The total number of cases that have been completed by BRN Investigations.
- DOI cases referred
  - This is the total number of cases that were referred to DOI.
- DOI cases pending
  - Total number of cases pending with DOI
- DOI cases completed
  - The total number of cases that have been completed by DOI.

### **Table A**

Investigations statistical data FY to date. See guide above for reference.

**BOARD OF REGISTERED NURSING**  
**Agenda Item Summary**

---

**AGENDA ITEM: 7.0**  
**DATE: May 13, 2026**

**ACTION REQUESTED:** Information Only: Intervention Program Update

**REQUESTED BY:** Patricia Wynne, Esq., Chairperson

**Intervention**

Management has been attending all Intervention Evaluation Committee (IEC) meetings, providing education and support to IEC members and participants, and identifying possible gaps in the regulation for the Intervention Program. Beginning August 26, 2025 the Executive Officer (EO) began attending open session of the IECs to provide education to the members related to the IP and the role of the Board and its committee. The open sessions of the IEC meetings are now recorded and are available in the archive section of the board's website [here](#).

At the April 2026 Board meeting, the Board approved the reassignment of all IEC 11 members to other IECs and the redistribution of IEC 11 participants accordingly. These changes were implemented immediately following the Board's approval. We will continue to monitor all IECs and provide future recommendations as needed.

At the February 28-29, 2024, Board meeting, the Board voted to allow board staff to begin drafting regulatory language for revision and/or additions to the [California Code of Regulations \(CCR\), Title 16, Article 4.1 Intervention Program Guidelines](#).

The Board continues to meet with the Intervention vendor Premier Health Group weekly. The IEC members now have access to Premier's portal, in order to review all case information.

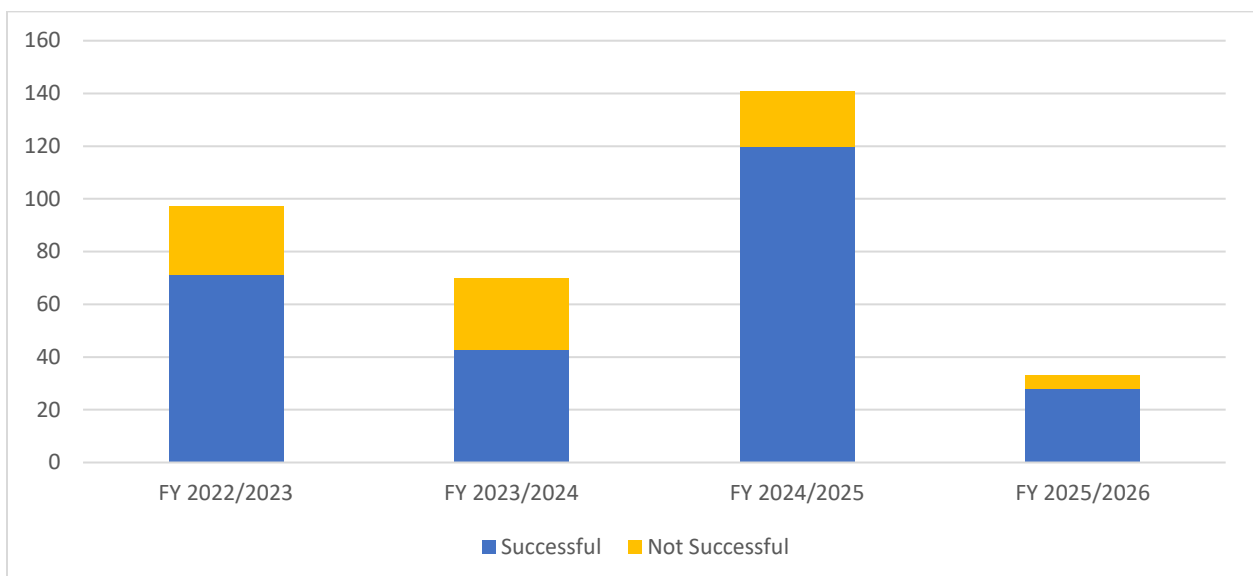
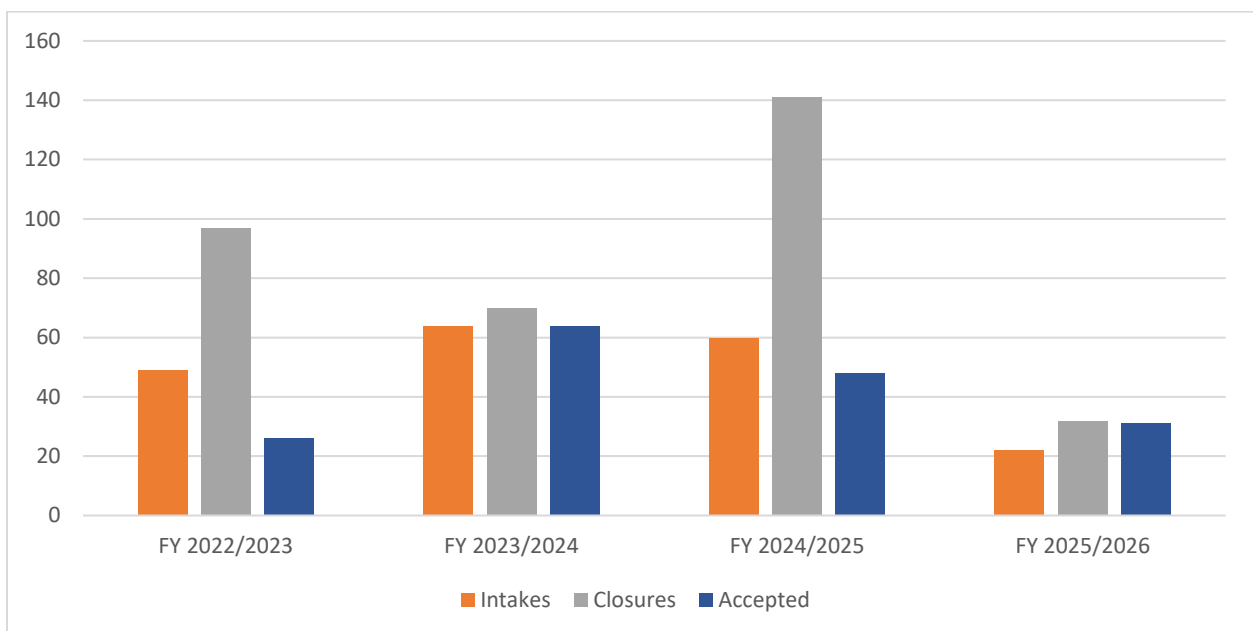
Beginning in 2026, IEC's are scheduled to meet six (6) times per year. There are currently five (5) vacancies, two (2) Physician, two (2) RN's and one (1) public member. We have recently experienced quorum issues and have cancelled 3 IEC meetings in the first quarter of this calendar year and 1 so far in the second quarter.

The Board continues to recruit IEC members with knowledge and experience in substance use disorder (SUD) treatment, recovery, and mental health.

## Intervention Program Statistics

### Table A

Info	FY 2022/2023	FY 2023/2024	FY 2024/2025	FY 2025/2026
Total Participants	236	231	150	140
Intakes	49	64	60	22
Closures	97	70	141	32
Successful	71	43	120	27
Not Successful	26	27	21	5
RNs Referred*	1213	2770	2689	737
Accepted	26	64	48	31



To apply for an IEC position, you can find the application on our website at <https://rn.ca.gov/intervention>.

If you would like more information on our enforcement statistics, please go to [https://www.dca.ca.gov/data/enforcement\\_performance.shtml](https://www.dca.ca.gov/data/enforcement_performance.shtml).

**NEXT STEPS:**

Continue to Monitor

**PERSONS TO CONTACT:**

Jaspreet Pabla, Enforcement Deputy Chief &  
Intervention Program Manager  
[Jaspreet.Pabla@dca.ca.gov](mailto:Jaspreet.Pabla@dca.ca.gov)  
(916) 574-8988

**BOARD OF REGISTERED NURSING**  
**Agenda Item Summary**

---

**AGENDA ITEM: 8.0**  
**DATE: May 13, 2026**

**ACTION REQUESTED:**    **Information only:** Presentation by the Executive Officer (EO) regarding cases affected by the motion during the August 2024 Board meeting

**REQUESTED BY:**            Patricia Wynne, Esq., Chairperson

**BACKGROUND:**

During the Board meeting on Thursday August 22, 2024, the Board made a motion that directed Board executive management to provide an update to the EIC regarding Intervention Program participants. Specifically, the Board requested information on recommendations made by the IECs that in order to demonstrate that they are able to practice safely as a condition of completion, that they work in direct patient care and/or have access to passing narcotics. The motion also directed the EO to review any extensions in the program beyond the three years to ensure there was supporting evidence to justify the recommendations. While completing this process it was requested that the Board provide education on various Intervention Program topics to the public, committee members, board staff and vendor. This occurs at the beginning of each IEC committee meeting in open session prior to the committee entering closed session.

Topics covered to date:

- August 24 Board motion
- Conditional Recommendations

Topics currently being presented/in progress:

- Mental Health
- Worksite Monitoring

Topics for future discussion and education:

- Failure to derive benefit

## Board Motion Data

<b>Successful Completion(s)</b>	<b>8/22/24 through 12/31/25</b>	<b>1/1/26 through 3/31/26</b>
Petitioned for successful completion	123	13
Granted successful completion	121	13
Reviews sent to the Executive Officer (EO)	57	2
EO approved IEC recommendation(s)	28	0
EO referred to a re-reviewing IEC	29	2
<b>Intervention Program New Applicant(s)</b>		
Petitioned for acceptance	89	12
Granted acceptance	69	11
Denied or withdrew request for acceptance	15	1
<b>Program Length</b>		
Intake date greater than three (3) years	7	5
Program sobriety date greater than three (3) years	1	0
<b>Program Milestones</b>		
	<b>Average</b>	<b>Average</b>
Intake date to IEC acceptance date	72 (days)	22 (days)
Intake date to successful completion	3.5 (years)	3 (years)
Program sobriety date to successful completion	3.2 (years)	3 (years)
Successful completion – Mental Health only		1.8 (years)

Definitions:

- Intake date – The date that the recovery vendor conducted the initial intake interview of the IP applicant.
- IEC acceptance date – The date that the IEC accepts the applicant as a participant into the IP.
- Successful completion – The date that the IEC deemed the participant completed based on Uniform Standards.
- Program sobriety date – The first documented negative urine test after participant begins random drug testing with the Board’s recovery vendor. A personal sobriety is not the same as the program sobriety date. The personal sobriety date is the date that the participant reports is their first date of sobriety.

**General Intervention Stats:**

	<b>CY 2025</b>	<b>Jan-26</b>	<b>Feb-26</b>	<b>Mar-26</b>
Beginning total IP participants	170	140	139	140
Intake(s) completed regardless of IEC acceptance or denial	51	3	5	1
Successful completion(s)	65	3	4	6
Termination(s) for other than successful completion(s)	17	1	1	2
Ending total IP participants	140	139	140	133
IP participants seen by an IEC	423	43	27	40

**RESOURCES:**

**NEXT STEPS:** Place on agenda

**FISCAL IMPACT, IF ANY:** None

**PERSON(S) TO CONTACT:** Loretta Melby  
Executive Officer  
California Board of Registered Nursing  
[Loretta.Melby@dca.ca.gov](mailto:Loretta.Melby@dca.ca.gov)